



# MDB051 THRU MDB056

## SINGLE PHASE 0.5 AMP GLAS PASSIVATED BRIDGE RECTIFIERS

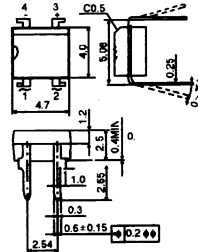


**VOLTAGE RANGE**  
100 to 600 Volts  
**CURRENT**  
0.5 Ampere

### FEATURES

- \* Ideal for printed circuit board
- \* Reliable low cost construction utilizing molded plastic technique
- \* High surge current capability
- \* Small size, simple installation
- \* Leads solderable per MIL - STD - 202, method 208
- \* Weight: 0.14g

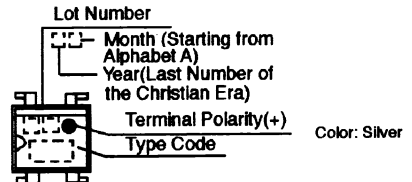
### MINI-DF



Dimensions in millimeters

### Maximun Ratings

Characteristics		Symbols	Ratings	Units
Repetitive peak reverse voltage	MDB051	$V_{RRM}$	100	Volts
	MDB054		400	
	MDB056		600	
Average output rectified current $T_a = 30^\circ\text{C}$		$I_o$	0.5	Amp
Peak one cycle surge forward current (Non Repetitive)		$I_{FSM}$	30(50Hz) 33(60Hz)	Amps
Junction temperature		$T_j$	-40 to 150	$^\circ\text{C}$
Storage temperature range		$T_{stg}$	-40 to 150	$^\circ\text{C}$

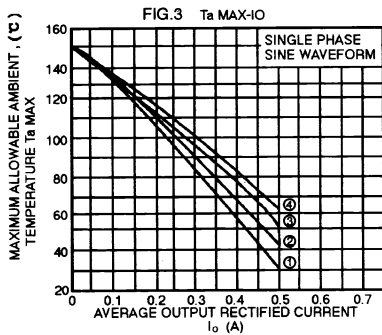
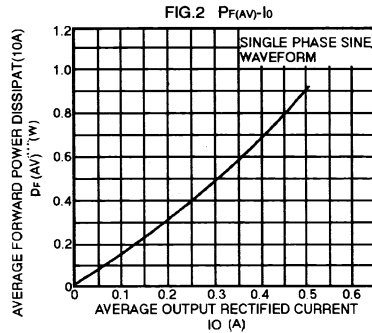
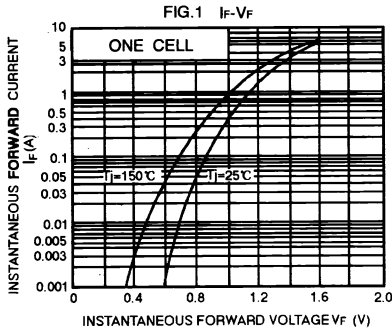


Code	Type
51	MDB051
54	MDB054
56	MDB056

### Electrical Characteristics( $T_a = 25^\circ\text{C}$ )

Characteristics	Symbols	Test Conditions	Min.	Typ.	Max.	Units
Peak forward voltage	$V_{FM}$	$I_{FM} = 0.4\text{A}$	-	-	1.0	Volt
Repetitive peak reverse current	$I_{RRM}$	$V_{RRM} = \text{Rated}$	-	-	10	$\mu\text{A}$
Thermal resistance (Junction to Ambient)	$R_{th(J-A)}$	DC	-	-	130	$^\circ\text{C/W}$

# RATINGS AND CHARACTERISTIC CURVES (MDB051 THRU MDB056)



- ① WITHOUT HEAT SINK
  - ② SOLDER LAND 2×2mm
  - ③ SOLDER LAND 5×5mm
  - ④ SOLDER LAND 7×7mm
- a×a: SOLDER LAND SIZE (ON GLASS EPOXY SUBSTRATE)

