

MF1051V-2

FOR DIGITAL MOBILE TELEPHONE, Tx

MF1051V-2

DESCRIPTION

This SAW filter for the RF circuit of digital mobile communication equipment operating at 1429 MHz ~ 1453 MHz.

FEATURES

1. SMD package insures small size, lightweight.
2. Adjustment free.
3. Low insertion loss and high stop band attenuation.
4. Wide and sharp passband characteristics.
5. High stability and reliability.
6. Designed for reflow solderings.

APPLICATION

- Digital mobile cellular telephone
- Portable digital cellular telephone
- Wireless equipment

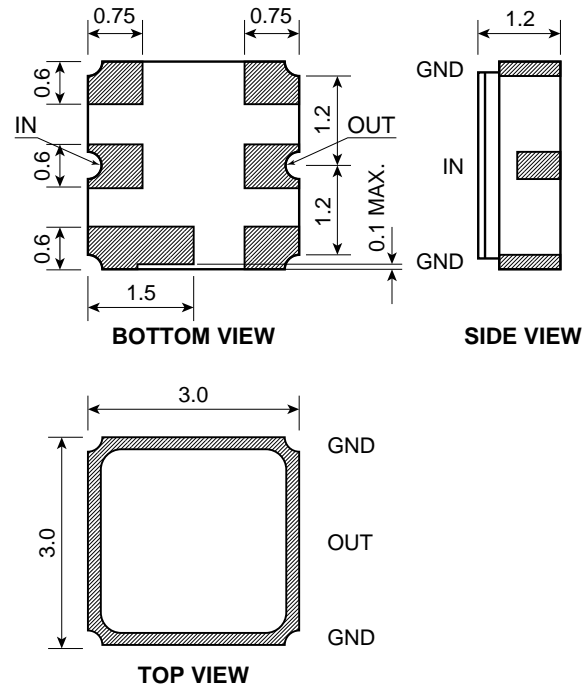
MAXIMUM RATINGS

Rating	Value	Unit
Input Power	40	mW
Operating Temperature Range	-20 to 75	°C
Storage Temperature Range	-30 to 85	°C

ELECTRICAL PERFORMANCE

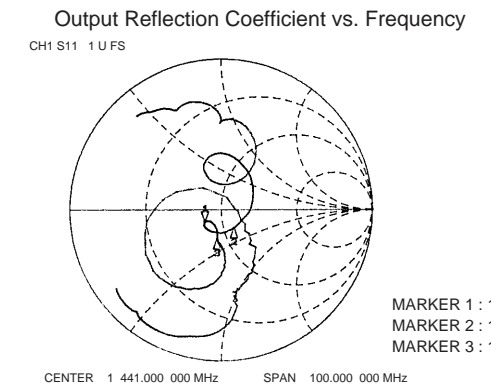
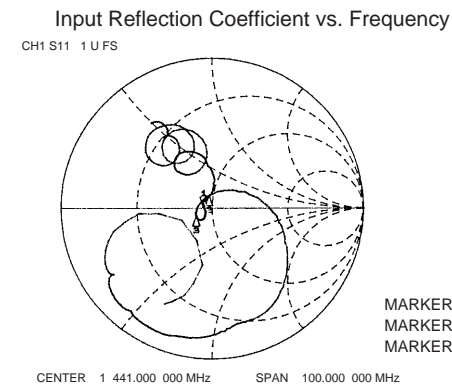
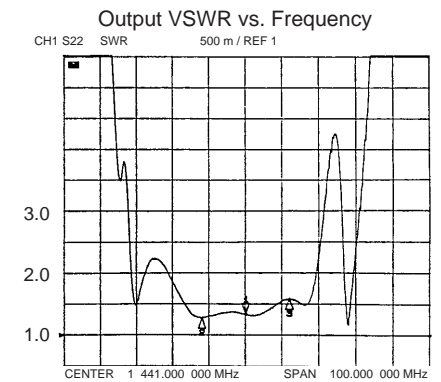
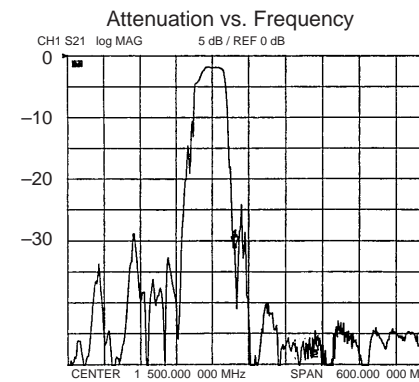
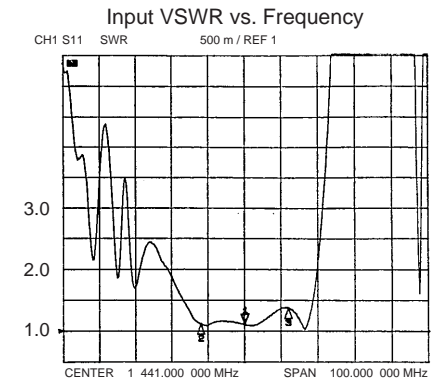
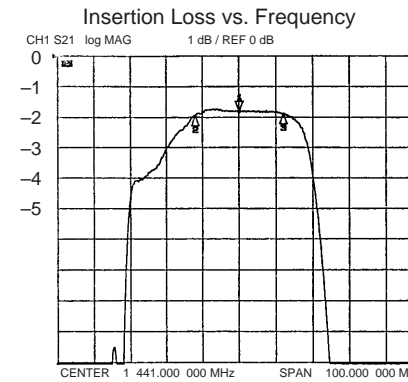
Parameter	MF1051V-2			Units
	Min	Typ	Max	
PASSBAND FREQUENCY	1429 – 1453			MHz
PASSBAND CHARACTERISTICS				
Insertion Loss		2.5	3.4	dB
Ripple		0.5	1.5	dBp-p
VSWR		1.7	2.5	
STOPBAND ATTENUATION				
0 – 1050 MHz	40	45		dB
1050 – 1360 MHz	25	27		dB
1477 – 1501 MHz	15	23		dB
1607 – 1631 MHz	40	45		dB
1785 – 1809 MHz	37	42		dB
1809 – 3000 MHz	25	32		dB

PACKAGE OUTLINE DIMENSIONS



DIMENSIONS ARE IN MILLIMETERS
±0.2 UNLESS OTHERWISE SPECIFIED

MF1051V-2 TYPICAL CHARACTERISTICS



MARKER 1 : 1441 MHz
MARKER 2 : 1429 MHz
MARKER 3 : 1453 MHz

MARKER 1 : 1441 MHz
MARKER 2 : 1429 MHz
MARKER 3 : 1453 MHz

