



MMBD770WS

SURFACE MOUNT SCHOTTKY DIODE

Voltage Range 70 Volts
Power 200mWatts

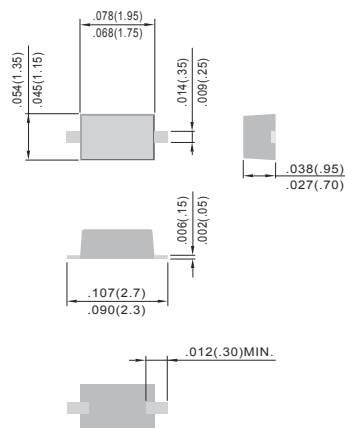
Features

- * Extremely low minority carrier lifetime
- * Low capacitance (0.4pF @ 20V typical)
- * Low reverse leakage (30nA @ 35V typical)
- * Surface mount package ideally suited for automatic insertion
- * Both normal and Pb free product are available :
Normal : 80~95% Sn, 5~20%% Pb
Pb free: 99% Sn above

Mechanical Data

Case: SOD-323, Plastic
Terminals: Solderable per MIL-STD-202G, Method 208
Approx. Weight: 0.0048 gram
Marking : 770

SOD-323



Dimensions in millimeters

Maximum Ratings and Electrical Characteristics

Ratings at 25°C ambient temperature unless otherwise specified.
Single phase, half wave, 60Hz, resistive or inductive load.
For capacitive load, derate current by 20% .

PARAMETER	SYMBOL	VALUE	UNIT
Maximum Reverse Voltage	V_R	70	V
Peak Reverse Voltage	V_{RRM}	70	V
Continuous Forward Current	I_F	0.25	A
Power Dissipation ⁽¹⁾	P_{TOT}	180	mW
Thermal Resistance , Junction to Ambient ⁽¹⁾	$R\theta_{JA}$	556	°C/W
Junction Temperature	T_J	-50 to 125	°C
Storage Temperature	T_{STG}	-50 to 150	°C

Electrical Characteristics ($T_J=25^\circ\text{C}$, unless otherwise noted)

PARAMETER	SYMBOL	TEST CONDITION	MIN.	TYP.	MAX.	UNIT
Reverse Breakdown Voltage	$V_{(BR)}$	$I_R=10\mu\text{A}$	70	-	-	V
Reverse Current	I_R	$V_F=35\text{V}$	-	-	0.2	μA
Forward Voltage	V_F	$I_F=1\text{mA}$ $I_F=10\text{mA}$	-	-	0.5 1.0	V
Total Capacitance	C_T	$V_R=20\text{V}$, $f=1\text{MHz}$	-	-	1.0	pF

NOTES:

1. FR-5 Board=1.0 x 0.75 x 0.062 in.



MMBD770WS

SURFACE MOUNT SCHOTTKY DIODE

Voltage Range 70 Volts

Power 200mWatts

Characteristic Curves

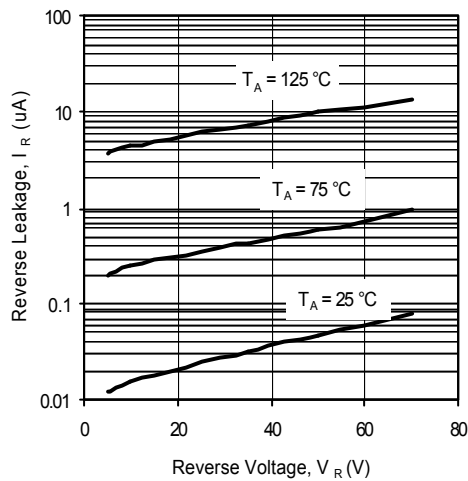


Fig.1 Typical Reverse Leakage

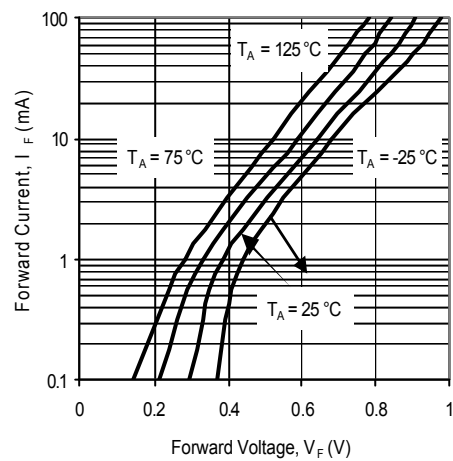


Fig.2 Typical Forward Voltage

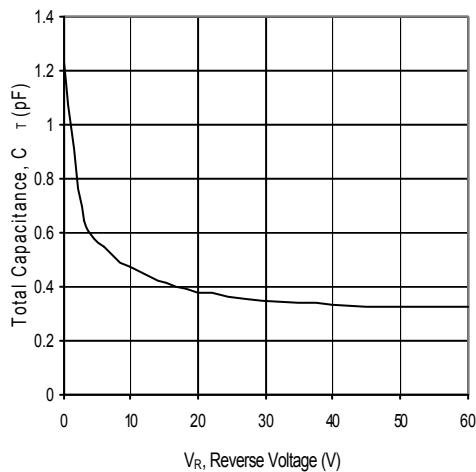


Fig.3 Typical Total Capacitance



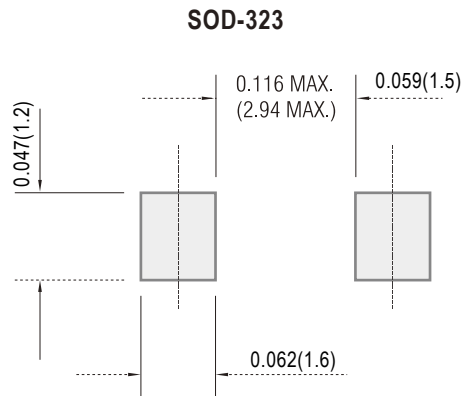
MMBD770WS

SURFACE MOUNT SCHOTTKY DIODE

Voltage Range 70 Volts

Power 200mWatts

Mounting Pad Layout



Dimensions in millimeters

Order Information

Packing information

T/R - 12K per 13" plastic Reel

T/R - 5K per 7" plastic Reel

Legal Statement

Important Notice

This information is intended to unambiguously characterize the product in order to facilitate the customer's evaluation of the device in the application. The information will help the customer's technical experts determine that the device is compatible and interchangeable with similar devices made by other vendors. The information in this data sheet is believed to be reliable and accurate. The specifications and information herein are subject to change without notice. New products and improvements in products and product characterization are constantly in process. Therefore, the factory should be consulted for the most recent information and for any special characteristics not described or specified.

All rights reserved. Reproduction in whole or in part is prohibited without the prior written consent of the copyright owner.

The information presented in this document does not form part of any quotation or contract. The information presented is believed to be accurate and reliable, and may change without notice in advance. No liability will be accepted by the publisher for any consequence of use. Publication thereof does not convey nor imply any license under patent or other industrial or intellectual property rights.