

T-1 3/4 ($\phi 5\text{mm}$) HIGH POWER AlInGaP LED LAMPs

MVL-544UG

Description

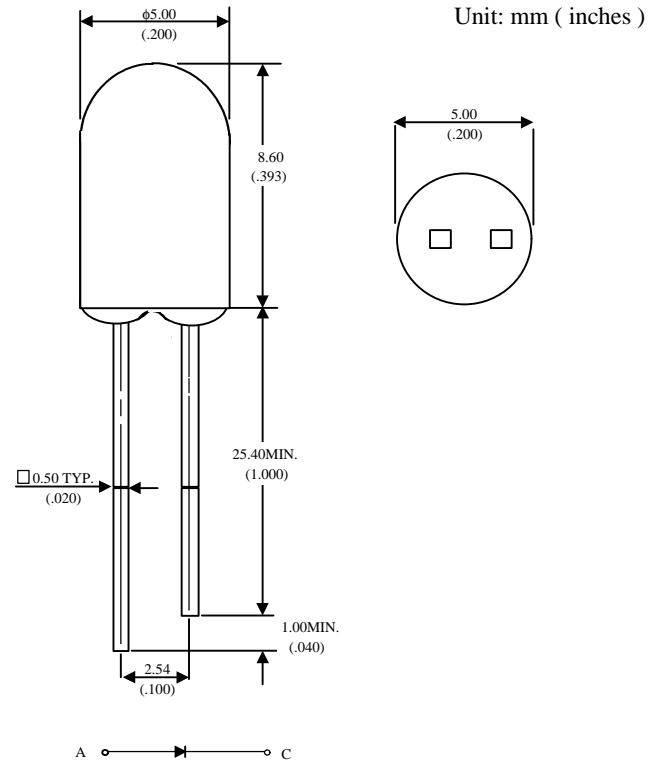
The MVL-544UG , a green source color device , is made with tran AlInGaP light emitting diode.

THE package is T-1 3/4 ($\phi 5\text{mm}$) standard green transparent plastic lens type.

Features

- Standard T-1 3/4 ($\phi 5\text{mm}$) package
- Low power consumption
- High efficiency
- Reliable

Package Dimensions



Notes :

1. Tolerance is ± 0.25 mm (.010") unless otherwise noted.
2. Protruded resin under flange is 1.5 mm (.059") max.
3. Lead spacing is measured where the leads emerge from the package.

Absolute Maximum Ratings

@ $T_A=25^\circ\text{C}$

Parameter	Symbol	Maximum Rating	Unit
Power Dissipation	P_{ad}	100	mW
Peak Forward Current(1/10 Duty Cycle 100 μs pulse)	I_{pf}	200	mA
Continuous Forward Current	I_{af}	50	mA
Reverse Voltage	V_R	5	V
Operating Temperature Range	T_{opr}	-40 $^\circ\text{C}$ to +100 $^\circ\text{C}$	
Storage Temperature Range	T_{stg}	-40 $^\circ\text{C}$ to +100 $^\circ\text{C}$	
Lead Soldering Temperature 1.6 mm from body for 5 seconds at 260 $^\circ\text{C}$			

UNI

Unity Opto Technology Co., Ltd.

09/05/2000

Optical-Electrical Characteristics

@ T_A=25°C

Parameter	Test Conditions	Symbol	Min .	Typ .	Max .	Unit .
Luminous Intensity	I _F =20mA	I _V	-	1200	-	mcd
Forward Voltage	I _F =20mA	V _F	-	2.2	-	V
Reverse Current	V _R =5V	I _R	-	-	100	μA
Peak Emission Wavelength	I _F =20mA	λ _d	-	574	-	nm
Spectral Line Half Width	I _F =20mA	Δλ	-	15	-	nm
Viewing Angle	I _F =20mA	2θ _{1/2}	-	30	-	deg.

Typical Optical-Electrical Characteristic Curves

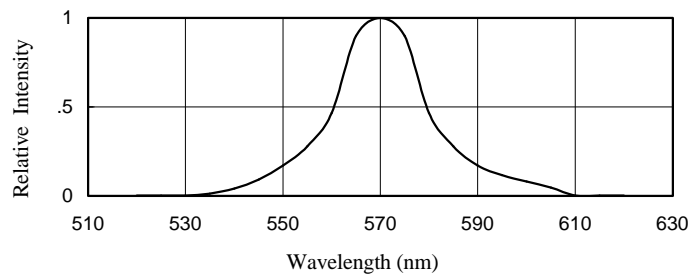


FIG.1 SPECTRAL DISTRIBUTION

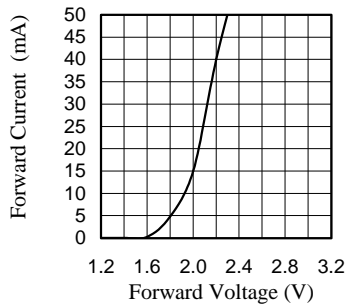


FIG.2 FORWARD CURRENT VS. FORWARD VOLTAGE

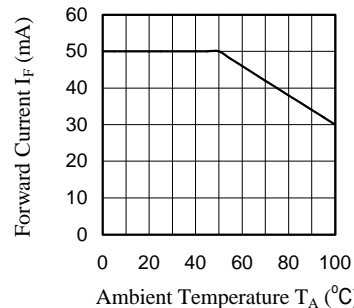


FIG.3 RELATIVE RADIANT INTENSITY VS. AMBIENT TEMPERATURE

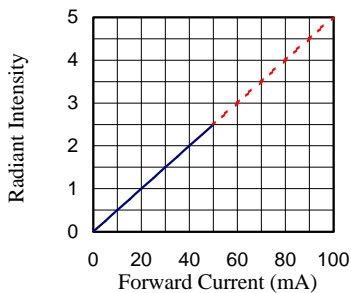


FIG.4 RELATIVE RADIANT INTENSITY VS. FORWARD CURRENT

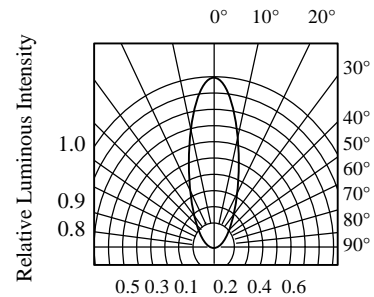


FIG.5 RADIATION DIAGRAM