

T-1 3/4 (f5mm)

HIGH POWER AllnGaP LED LAMPs

MVL-584UG

Description

The MVL-584UG , a green source color device , is made with

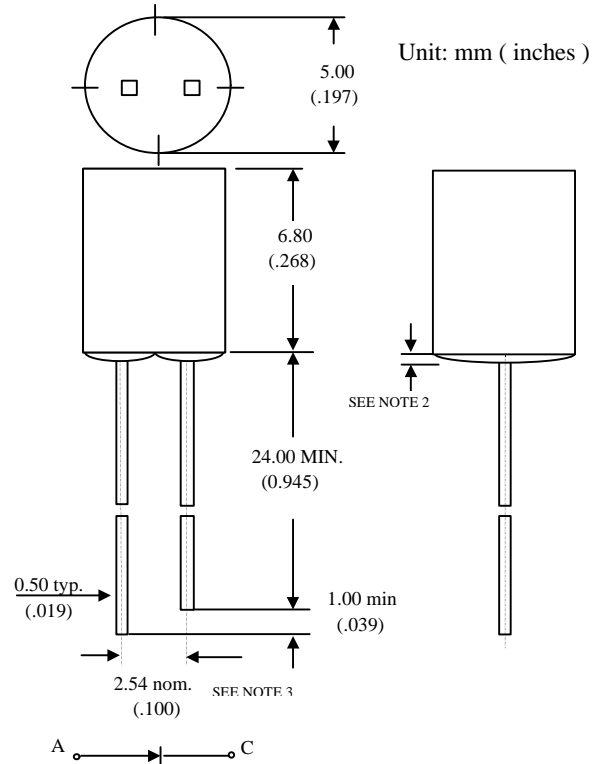
tran AllnGaP light emitting diode.

The package is T-1 3/4 (φ5mm) standard green transparent plastic lens type.

Features

- Standard T-1 3/4 (φ5mm) package
- Low power consumption
- High efficiency
- Reliable

Package Dimensions



Absolute Maximum Ratings

@ T_A=25°C

Parameter	Symbol	Maximum Rating	Unit
Power Dissipation	P _{ad}	100	mW
Peak Forward Current(1/10 Duty Cycle 100μs pulse)	I _{pf}	200	mA
Continuous Forward Current	I _{af}	50	mA
Reverse Voltage	V _R	5	V
Operating Temperature Range	T _{opr}	-40°C to +100°C	
Storage Temperature Range	T _{stg}	-40°C to +100°C	
Soldering Temperature 1.6 mm from body for 5 seconds at 260°C			



Optical-Electrical Characteristics

@ $T_A=25^\circ\text{C}$

Parameter	Test Conditions	Symbol	Min .	Typ .	Max .	Unit .
Luminous Intensity	$I_F=20\text{mA}$	I_V	-	1000	-	mcd
Forward Voltage	$I_F=20\text{mA}$	V_F	-	2.2	-	V
Reverse Current	$V_R=5\text{V}$	I_R	-	-	100	μA
Peak Emission Wavelength	$I_F=20\text{mA}$	λ_d	-	574	-	nm
Spectral Line Half Width	$I_F=20\text{mA}$	$\Delta\lambda$	-	15	-	nm
Viewing Angle	$I_F=20\text{mA}$	$2\theta_{1/2}$	-	33	-	deg.

Typical Optical-Electrical Characteristic Curves

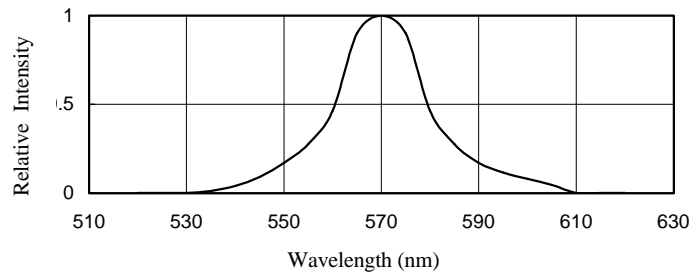


FIG.1 SPECTRAL DISTRIBUTION

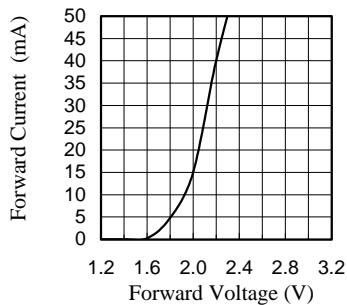


FIG.2 FORWARD CURRENT VS. FORWARD VOLTAGE

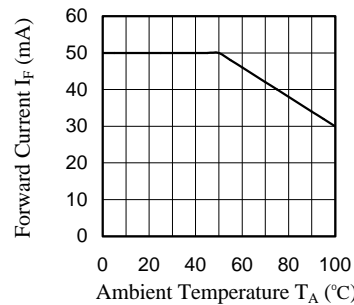


FIG.3 RELATIVE RADIANT INTENSITY VS. AMBIENT TEMPERATURE

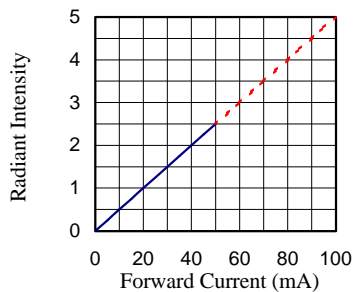


FIG.4 RELATIVE RADIANT INTENSITY VS. FORWARD CURRENT

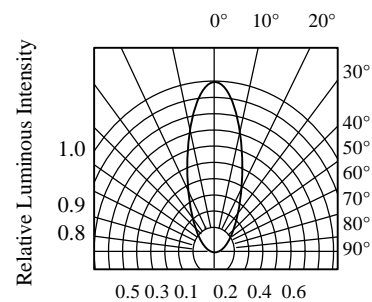


FIG.5 RADIATION DIAGRAM