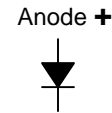
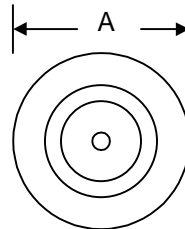


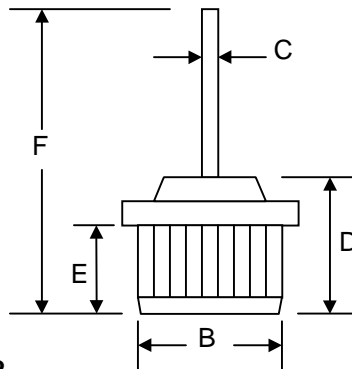
Features

- Diffused Junction
- Low Leakage
- Low Cost
- High Surge Current Capability
- Typical IR less than 5.0μA



Mechanical Data

- Case: DO-21, Copper Case and Components Hermetically Sealed
- Terminals: Contact Areas Readily Solderable
- Polarity: Cathode to Case (Reverse Units Are Available Upon Request and Are Designated By A "R" Suffix, i.e. PF2502R or PF2504R)
- Polarity: Red Color Equals Standard, Black Color Equals Reverse Polarity
- Mounting Position: Any
- **Lead Free: For RoHS / Lead Free Version, Add "-LF" Suffix to Part Number, See Page 2**



| DO-21 | | |
|----------------------|-------|-------|
| Dim | Min | Max |
| A | 15.77 | 15.97 |
| B | 12.73 | 12.82 |
| C | 1.25 | 1.31 |
| D | 9.55 | 9.85 |
| E | 5.70 | 5.90 |
| F | 28.00 | — |
| All Dimensions in mm | | |

Maximum Ratings and Electrical Characteristics @T_A=25°C unless otherwise specified

Single Phase, half wave, 60Hz, resistive or inductive load.
For capacitive load, derate current by 20%.

| Characteristic | Symbol | PF2500 | PF2501 | PF2502 | PF2503 | PF2504 | PF2505 | PF2506 | Unit |
|---|-----------------------------------|-------------|--------|--------|--------|--------|--------|--------|------|
| Peak Repetitive Reverse Voltage | V _{RRM} | | | | | | | | V |
| Working Peak Reverse Voltage | V _{VRM} | 50 | 100 | 200 | 300 | 400 | 500 | 600 | |
| DC Blocking Voltage | V _R | | | | | | | | |
| RMS Reverse Voltage | V _{R(RMS)} | 35 | 70 | 140 | 210 | 280 | 350 | 420 | V |
| Average Rectified Output Current @T _C = 150°C | I _O | 25 | | | | | | | A |
| Non-Repetitive Peak Forward Surge Current 8.3ms Single half sine-wave superimposed on rated load (JEDEC Method) | I _{FSM} | 300 | | | | | | | A |
| Forward Voltage @I _F = 25A | V _{FM} | 1.0 | | | | | | | V |
| Peak Reverse Current @T _A = 25°C At Rated DC Blocking Voltage @T _A = 100°C | I _{RM} | 5.0 500 | | | | | | | μA |
| Typical Junction Capacitance (Note 1) | C _j | 300 | | | | | | | pF |
| Typical Thermal Resistance (Note 2) | R _{θJC} | 1.2 | | | | | | | °C/W |
| Operating and Storage Temperature Range | T _J , T _{STG} | -65 to +175 | | | | | | | °C |

Note: 1. Measured at 1.0 MHz and applied reverse voltage of 4.0V D.C.
2. Thermal Resistance: Junction to case, single side cooled.

ORDERING INFORMATION

| Product No. | Package Type | Shipping Quantity |
|-------------|-----------------|-------------------|
| PF2500 | DO-21 Press-Fit | 100 Units/Box |
| PF2501 | DO-21 Press-Fit | 100 Units/Box |
| PF2502 | DO-21 Press-Fit | 100 Units/Box |
| PF2503 | DO-21 Press-Fit | 100 Units/Box |
| PF2504 | DO-21 Press-Fit | 100 Units/Box |
| PF2505 | DO-21 Press-Fit | 100 Units/Box |
| PF2506 | DO-21 Press-Fit | 100 Units/Box |

1. Shipping quantity given is for minimum packing quantity only. For minimum order quantity, please consult the Sales Department.
2. **To order Lead Free version (with Lead Free finish), add "-LF" suffix to part number above. For example, PF2500-LF.**

Won-Top Electronics Co., Ltd (WTE) has checked all information carefully and believes it to be correct and accurate. However, WTE cannot assume any responsibility for inaccuracies. Furthermore, this information does not give the purchaser of semiconductor devices any license under patent rights to manufacturer. WTE reserves the right to change any or all information herein without further notice.

WARNING: DO NOT USE IN LIFE SUPPORT EQUIPMENT. WTE power semiconductor products are not authorized for use as critical components in life support devices or systems without the express written approval.

Won-Top Electronics Co., Ltd.

No. 44 Yu Kang North 3rd Road, Chine Chen Dist., Kaohsiung, Taiwan

Phone: 886-7-822-5408 or 886-7-822-5410

Fax: 886-7-822-5417

Email: sales@wontop.com

Internet: <http://www.wontop.com>

We power your everyday.