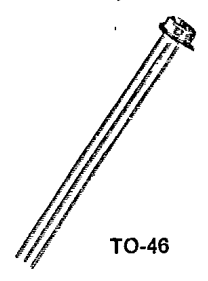


2 AMP/NPN-PNP

Pirgo Silicon Planar Power Transistors

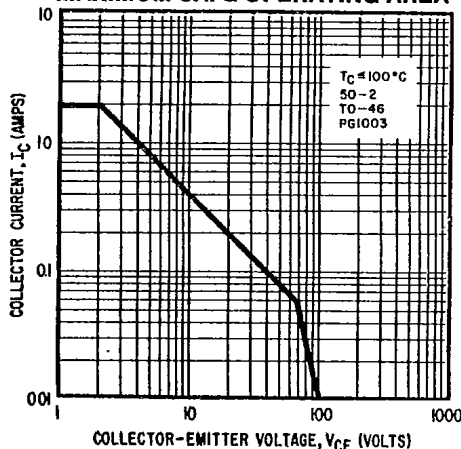
2 AMP
160 VOLT
4 WATT
90 MHz
TO-46



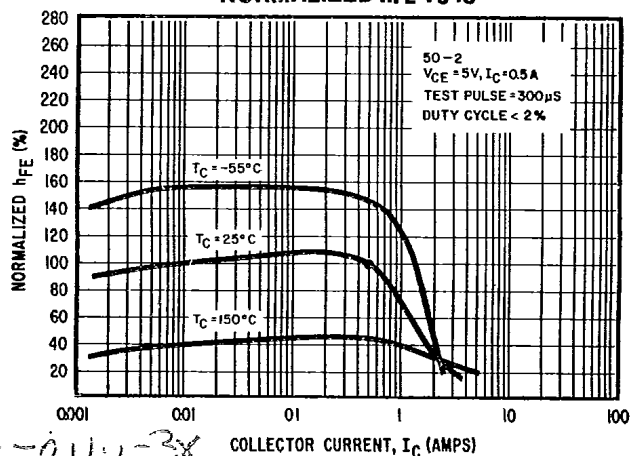
- Linear h_{FE} from 10 mA to 2 amps
- Low saturation voltage at maximum collector current
- High frequency $f_t = 90$ MHz (typical)
- High voltage, $BV_{CEO(sus)}$ to 160 volts

NPN Type	Package	BV_{CBO}	$BV_{CEO(sus)}$	BV_{EBO}	h_{FE}			h_{FE}		$V_{CE(sat)}$		$C_{ob}Max$ pf	P_{DW} @ 100° C	PNP Complement
					Min	Max	@ $I_C A$	Min	@ $I_C A$	Max	@ $I_C A$			
2N4862	TO-46	140	120	8	50	150	.5	15	2	1.5	2	50	4	PG2036
PG1001	TO-46	80	60	8	50	150	.5	15	2	1.5	2	50	4	PG2001
PG1002	TO-46	100	80	8	50	150	.5	15	2	1.5	2	50	4	PG2002
PG1003	TO-46	120	100	8	50	150	.5	15	2	1.5	2	50	4	PG2003
PG1004	TO-46	150	140	8	50	150	.5	15	2	1.5	2	50	4	PG2004
PG1005	TO-46	170	160	8	50	150	.5	15	2	1.5	2	50	4	PG2005
PG1006	TO-46	80	60	8	30	90	.5	10	2	1.5	2	50	4	PG2006
PG1007	TO-46	100	80	8	30	90	.5	10	2	1.5	2	50	4	PG2007
PG1008	TO-46	120	100	8	30	90	.5	10	2	1.5	2	50	4	PG2008
PG1009	TO-46	140	120	8	30	90	.5	10	2	1.5	2	50	4	PG2009
PG1010	TO-46	150	140	8	30	90	.5	10	2	1.5	2	50	4	PG2010
PG1011	TO-46	170	160	8	30	90	.5	10	2	1.5	2	50	4	PG2011
PG1012	TO-46	80	60	8	100	300	.5	20	2	1.5	2	50	4	PG2012
PG1013	TO-46	100	80	8	100	300	.5	20	2	1.5	2	50	4	PG2013
PG1014	TO-46	120	100	8	100	300	.5	20	2	1.5	2	50	4	PG2014
PG1015	TO-46	140	120	8	100	300	.5	20	2	1.5	2	50	4	PG2015
PG1016	TO-46	150	140	8	100	300	.5	20	2	1.5	2	50	4	PG2016
PG1017	TO-46	170	160	8	100	300	.5	20	2	1.5	2	50	4	PG2017
PG1018	TO-46	80	60	6	30	90	.5			.35	.5	50	4	PG2018
PG1019	TO-46	100	80	6	30	90	.5			.35	.5	50	4	PG2019
PG1020	TO-46	120	100	6	30	90	.5			.35	.5	50	4	PG2020
PG1021	TO-46	140	120	6	30	90	.5			.35	.5	50	4	PG2021
PG1022	TO-46	150	140	6	30	90	.5			.35	.5	50	4	PG2022
PG1023	TO-46	170	160	6	30	90	.5			.35	.5	50	4	PG2023
PG1024	TO-46	80	60	6	50	150	.5			.35	.5	50	4	PG2024
PG1025	TO-46	100	80	6	50	150	.5			.35	.5	50	4	PG2025
PG1026	TO-46	120	100	6	50	150	.5			.35	.5	50	4	PG2026
PG1027	TO-46	140	120	6	50	150	.5			.35	.5	50	4	PG2027
PG1028	TO-46	150	140	6	50	150	.5			.35	.5	50	4	PG2028
PG1029	TO-46	170	160	6	50	150	.5			.35	.5	50	4	PG2029
PG1030	TO-46	80	60	6	100	300	.5			.35	.5	50	4	PG2030
PG1031	TO-46	100	80	6	100	300	.5			.35	.5	50	4	PG2031
PG1032	TO-46	120	100	6	100	300	.5			.35	.5	50	4	PG2032
PG1033	TO-46	140	120	6	100	300	.5			.35	.5	50	4	PG2033
PG1034	TO-46	150	140	6	100	300	.5			.35	.5	50	4	PG2034
PG1035	TO-46	170	160	6	100	300	.5			.35	.5	50	4	PG2035

MAXIMUM SAFE OPERATING AREA



NORMALIZED h_{FE} Vs I_C

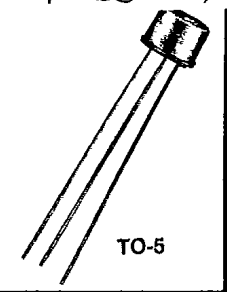


PG-0110-3X

2 AMP/NPN-PNP

Pirgo Silicon Planar Power Transistors

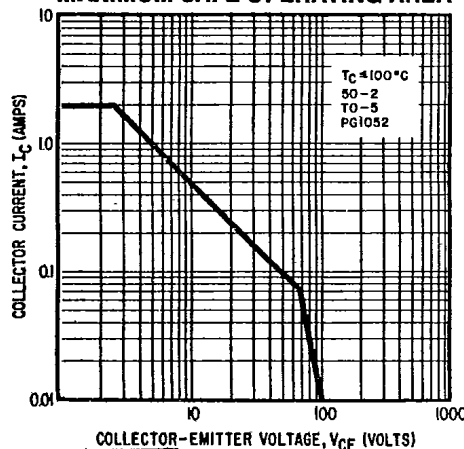
2 AMP
160 VOLT
5 WATT
90 MHz
TO-5



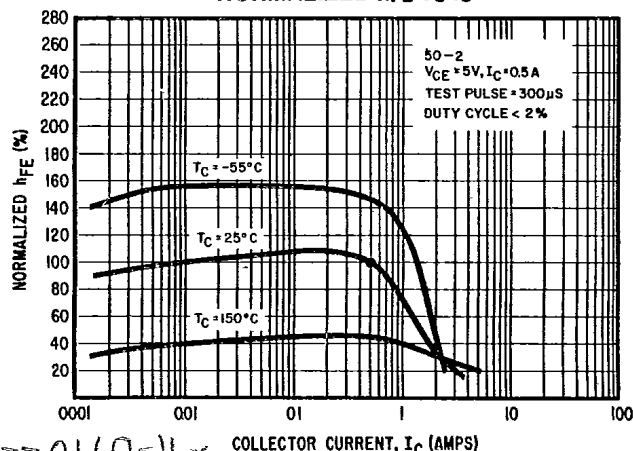
- Linear h_{FE} from 10 mA to 2 amps
- Low saturation voltage at maximum collector current
- High frequency $f_t = 90$ MHz (typical)
- High voltage, $BV_{CEO(sus)}$ to 160 volts

NPN Type	Package	BV_{CBO}	$BV_{CEO(sus)}$	BV_{EBO}	h_{FE}			h_{FE}			$V_{CE(sat)}$		C_{obMax} pf	P_{DW} @ 100°C	PNP Complement
					Min	Max	@ $I_C A$	Min	@ $I_C A$	Max	@ $I_C A$				
2N4863	TO-5	140	120	8	50	150	.5	15	2	1.5	2	50	4	PG2085	
PG1050	TO-5	80	60	8	50	150	.5	15	2	1.5	2	50	5	PG2050	
PG1051	TO-5	100	80	8	50	150	.5	15	2	1.5	2	50	5	PG2051	
PG1052	TO-5	120	100	8	50	150	.5	15	2	1.5	2	50	5	PG2052	
PG1053	TO-5	150	140	8	50	150	.5	15	2	1.5	2	50	5	PG2053	
PG1054	TO-5	170	160	8	50	150	.5	15	2	1.5	2	50	5	PG2054	
PG1055	TO-5	80	60	8	30	90	.5	10	2	1.5	2	50	5	PG2055	
PG1056	TO-5	100	80	8	30	90	.5	10	2	1.5	2	50	5	PG2056	
PG1057	TO-5	120	100	8	30	90	.5	10	2	1.5	2	50	5	PG2057	
PG1058	TO-5	140	120	8	30	90	.5	10	2	1.5	2	50	5	PG2058	
PG1059	TO-5	150	140	8	30	90	.5	10	2	1.5	2	50	5	PG2059	
PG1060	TO-5	170	160	8	30	90	.5	10	2	1.5	2	50	5	PG2060	
PG1061	TO-5	80	60	8	100	300	.5	20	2	1.5	2	50	5	PG2061	
PG1062	TO-5	100	80	8	100	300	.5	20	2	1.5	2	50	5	PG2062	
PG1063	TO-5	120	100	8	100	300	.5	20	2	1.5	2	50	5	PG2063	
PG1064	TO-5	140	120	8	100	300	.5	20	2	1.5	2	50	5	PG2064	
PG1065	TO-5	150	140	8	100	300	.5	20	2	1.5	2	50	5	PG2065	
PG1066	TO-5	170	160	8	100	300	.5	20	2	1.5	2	50	5	PG2066	
PG1067	TO-5	80	60	6	30	90	.5			.35	.5	50	5	PG2067	
PG1068	TO-5	100	80	6	30	90	.5			.35	.5	50	5	PG2068	
PG1069	TO-5	120	100	6	30	90	.5			.35	.5	50	5	PG2069	
PG1070	TO-5	140	120	6	30	90	.5			.35	.5	50	5	PG2070	
PG1071	TO-5	150	140	6	30	90	.5			.35	.5	50	5	PG2071	
PG1072	TO-5	170	160	6	30	90	.5			.35	.5	50	5	PG2072	
PG1073	TO-5	80	60	6	50	150	.5			.35	.5	50	5	PG2073	
PG1074	TO-5	100	80	6	50	150	.5			.35	.5	50	5	PG2074	
PG1075	TO-5	120	100	6	50	150	.5			.35	.5	50	5	PG2075	
PG1076	TO-5	140	120	6	50	150	.5			.35	.5	50	5	PG2076	
PG1077	TO-5	150	140	6	50	150	.5			.35	.5	50	5	PG2077	
PG1078	TO-5	170	160	6	50	150	.5			.35	.5	50	5	PG2078	
PG1079	TO-5	80	60	6	100	300	.5			.35	.5	50	5	PG2079	
PG1080	TO-5	100	80	6	100	300	.5			.35	.5	50	5	PG2080	
PG1081	TO-5	120	100	6	100	300	.5			.35	.5	50	5	PG2081	
PG1082	TO-5	140	120	6	100	300	.5			.35	.5	50	5	PG2082	
PG1083	TO-5	150	140	6	100	300	.5			.35	.5	50	5	PG2083	
PG1084	TO-5	170	160	6	100	300	.5			.35	.5	50	5	PG2084	

MAXIMUM SAFE OPERATING AREA



NORMALIZED h_{FE} Vs I_C




PG--0110-4x

2 AMP/NPN-PNP

Pirgo Silicon Planar

Power Transistors

2 AMP
160 VOLT
16 WATT
90 MHz
TO-66

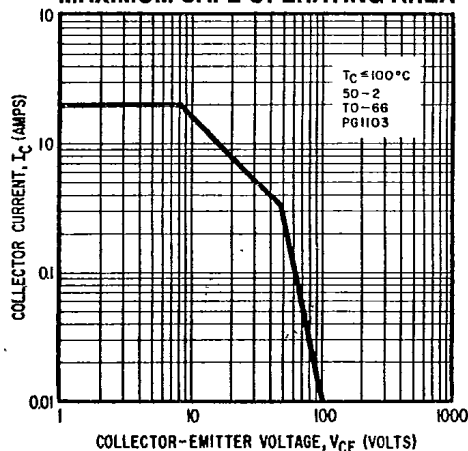


TO-66

- Linear h_{FE} from 10 mA to 2 amps
- Low saturation voltage at maximum collector current
- High frequency $f_t = 90$ MHz (typical)
- High voltage, $BV_{CEO(sus)}$ to 160 volts

NPN Type	Package	BV_{CBO}	BV_{CEO} (sus)	BV_{EBO}	h_{FE}			h_{FE}			V_{CE} (sat)		C_{obMax} pf	P_{DW} @ 100° C	PNP Complement
					Min	Max	@ $I_C A$	Min	@ $I_C A$	Max	@ $I_C A$				
2N4864	TO-66	140	120	8	50	150	.5	15	2	1.5	2	50	16	PG2136	
PG1101	TO-66	80	60	8	50	150	.5	15	2	1.5	2	50	16	PG2101	
PG1102	TO-66	100	80	8	50	150	.5	15	2	1.5	2	50	16	PG2102	
PG1103	TO-66	120	100	8	50	150	.5	15	2	1.5	2	50	16	PG2103	
PG1104	TO-66	150	140	8	50	150	.5	15	2	1.5	2	50	16	PG2104	
PG1105	TO-66	170	160	8	50	150	.5	15	2	1.5	2	50	16	PG2105	
PG1106	TO-66	80	60	8	30	90	.5	10	2	1.5	2	50	16	PG2106	
PG1107	TO-66	100	80	8	30	90	.5	10	2	1.5	2	50	16	PG2107	
PG1108	TO-66	120	100	8	30	90	.5	10	2	1.5	2	50	16	PG2108	
PG1109	TO-66	140	120	8	30	90	.5	10	2	1.5	2	50	16	PG2109	
PG1110	TO-66	150	140	8	30	90	.5	10	2	1.5	2	50	16	PG2110	
PG1111	TO-66	170	160	8	30	90	.5	10	2	1.5	2	50	16	PG2111	
PG1112	TO-66	80	60	8	100	300	.5	20	2	1.5	2	50	16	PG2112	
PG1113	TO-66	100	80	8	100	300	.5	20	2	1.5	2	50	16	PG2113	
PG1114	TO-66	120	100	8	100	300	.5	20	2	1.5	2	50	16	PG2114	
PG1115	TO-66	140	120	8	100	300	.5	20	2	1.5	2	50	16	PG2115	
PG1116	TO-66	150	140	8	100	300	.5	20	2	1.5	2	50	16	PG2116	
PG1117	TO-66	170	160	8	100	300	.5	20	2	1.5	2	50	16	PG2117	
PG1118	TO-66	80	60	6	30	90	.5			.35	.5	50	16	PG2118	
PG1119	TO-66	100	80	6	30	90	.5			.35	.5	50	16	PG2119	
PG1120	TO-66	120	100	6	30	90	.5			.35	.5	50	16	PG2120	
PG1121	TO-66	140	120	6	30	90	.5			.35	.5	50	16	PG2121	
PG1122	TO-66	150	140	6	30	90	.5			.35	.5	50	16	PG2122	
PG1123	TO-66	170	160	6	30	90	.5			.35	.5	50	16	PG2123	
PG1124	TO-66	80	60	6	50	150	.5			.35	.5	50	16	PG2124	
PG1125	TO-66	100	80	6	50	150	.5			.35	.5	50	16	PG2125	
PG1126	TO-66	120	100	6	50	150	.5			.35	.5	50	16	PG2126	
PG1127	TO-66	140	120	6	50	150	.5			.35	.5	50	16	PG2127	
PG1128	TO-66	150	140	6	50	150	.5			.35	.5	50	16	PG2128	
PG1129	TO-66	170	160	6	50	150	.5			.35	.5	50	16	PG2129	
PG1130	TO-66	80	60	6	100	300	.5			.35	.5	50	16	PG2130	
PG1131	TO-66	100	80	6	100	300	.5			.35	.5	50	16	PG2131	
PG1132	TO-66	120	100	6	100	300	.5			.35	.5	50	16	PG2132	
PG1133	TO-66	140	120	6	100	300	.5			.35	.5	50	16	PG2133	
PG1134	TO-66	150	140	6	100	300	.5			.35	.5	50	16	PG2134	
PG1135	TO-66	170	160	6	100	300	.5			.35	.5	50	16	PG2135	

MAXIMUM SAFE OPERATING AREA



NORMALIZED h_{FE} Vs I_C

