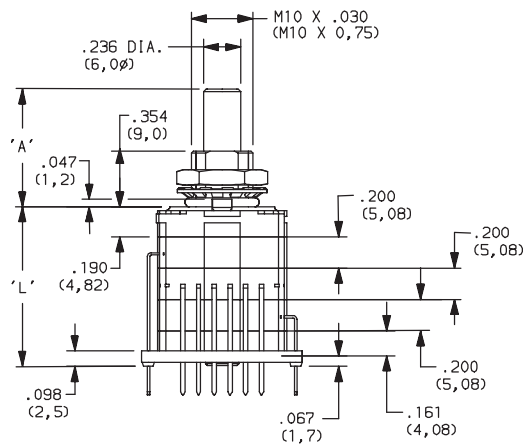
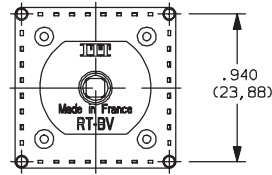
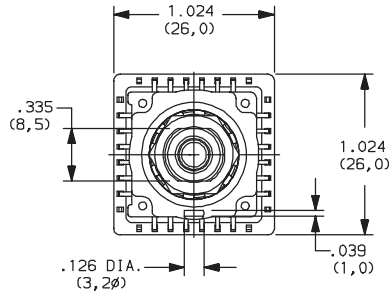


C&K RTBV Series 1-2 Pole Coded Rotary Switches

DESIGNATION



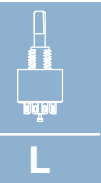
RTBV



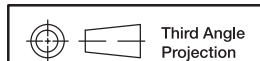
INDEXING



- 15** 15° index, 24 POSITIONS MAXIMUM
- 22.5** 22.5° index, 16 POSITIONS MAXIMUM
- 30** 30° index, 12 POSITIONS MAXIMUM
- 36** 36° index, 10 POSITIONS MAXIMUM



Rotary



Dimensions are shown: Inch (mm)
Specifications and dimensions subject to change

C&K RTBV Series 1-2 Pole Coded Rotary Switches

NUMBER OF SWITCH FUNCTIONS



- 1** 1 FUNCTION
- 2** 2 FUNCTIONS

NOTE: Several functions can be combined. For more information consult us.

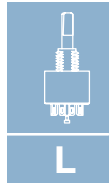
NUMBER OF POLES / POSITIONS



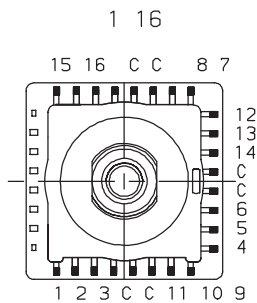
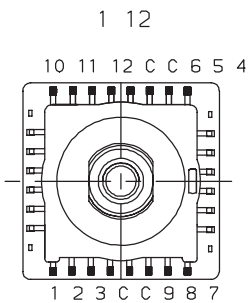
- 116** 22.5 INDEX, SP, 16 POSITIONS
- 112** 30 INDEX, SP, 12 POSITIONS
- 206** 30 INDEX, DP, 6 POSITIONS
- B** BINARY CODE, 15 /22.5 /30 /36
- C** COMPLEMENT, 15 /22.5 /30 /36
- BC** DIRECT + COMPLEMENT, 15 /22.5 /30 /36

SINGLE POLE FUNCTION

	c	1	2	3	4	5	6	7	8	9	10	11	12	13	14	15	16	17	18	19	20	21	22	23	24
1	●	●																							
2	●		●																						
3	●			●																					
4	●				●																				
5	●					●																			
6	●						●																		
7	●							●																	
8	●								●																
9	●									●															
10	●										●														
11	●											●													
12	●												●												
13	●													●											
14	●														●										
15	●															●									
16	●																●								
17	●																	●							
18	●																		●						
19	●																			●					
20	●																				●				
21	●																					●			
22	●																						●		
23	●																							●	
24	●																								●



Rotary



Dimensions are shown: Inch (mm)
Specifications and dimensions subject to change

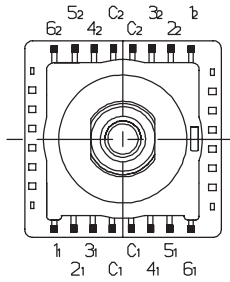
C&K RTBV Series 1-2 Pole Coded Rotary Switches

NUMBER OF POLES / POSITIONS



DOUBLE POLE FUNCTION

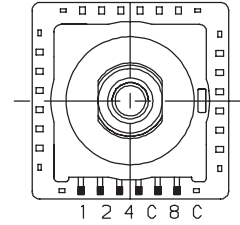
	C ₁	1 ₁	2 ₁	3 ₁	4 ₁	5 ₁	6 ₁	C ₂	1 ₂	2 ₂	3 ₂	4 ₂	5 ₂	6 ₂
1	●	●						●	●					
2	●		●					●		●				
3	●			●				●			●			
4	●				●			●				●		
5	●					●		●					●	
6	●						●	●						●



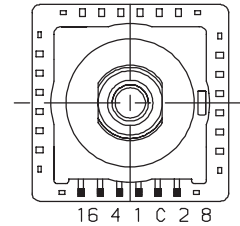
BINARY DIRECT CODE

	C	1	2	4	8	16
0	●					
1	●	●				
2	●		●			
3	●	●	●			
4	●			●		
5	●	●	●	●		
6	●		●	●		
7	●	●	●	●	●	
8	●				●	
9	●	●				●
10	●	●	●			
11	●	●	●	●		
12	●			●		
13	●	●	●	●	●	
14	●	●	●	●	●	●
15	●	●	●	●	●	●
16	●					●
17	●	●				●
18	●	●	●			●
19	●	●	●	●		●
20	●			●		●
21	●	●	●	●	●	●
22	●	●	●	●	●	●
23	●	●	●	●	●	●

B10 B12 B16



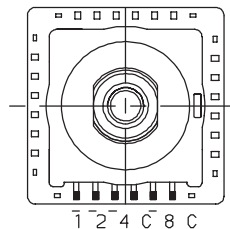
B24



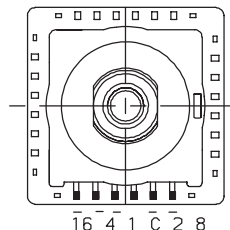
COMPLEMENT BINARY CODE

	C	1	2	4	8	16
0	●	●	●	●	●	●
1	●	●	●	●	●	●
2	●	●	●	●	●	●
3	●	●	●	●	●	●
4	●	●	●	●	●	●
5	●	●	●	●	●	●
6	●	●	●	●	●	●
7	●	●	●	●	●	●
8	●	●	●	●	●	●
9	●	●	●	●	●	●
10	●	●	●	●	●	●
11	●	●	●	●	●	●
12	●	●	●	●	●	●
13	●	●	●	●	●	●
14	●	●	●	●	●	●
15	●	●	●	●	●	●
16	●	●	●	●	●	●
17	●	●	●	●	●	●
18	●	●	●	●	●	●
19	●	●	●	●	●	●
20	●	●	●	●	●	●
21	●	●	●	●	●	●
22	●	●	●	●	●	●
23	●	●	●	●	●	●

C10 C12 C16



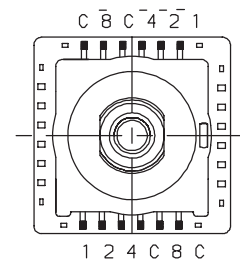
C24



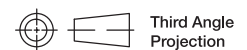
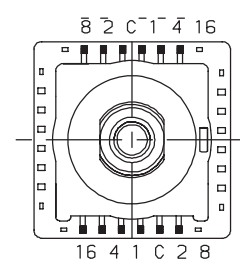
DIRECT AND COMPLEMENT BINARY CODE

	C	1	2	4	8	16	C	1	2	4	8	16
0	●						●					
1	●	●					●	●				
2	●		●				●		●			
3	●	●	●				●	●	●			
4	●			●			●			●		
5	●	●	●	●			●	●	●	●		
6	●		●	●			●		●	●		
7	●	●	●	●	●		●	●	●	●	●	
8	●				●		●				●	
9	●	●				●	●	●				●
10	●	●	●				●	●	●			
11	●	●	●	●			●	●	●	●		
12	●			●			●			●		
13	●	●	●	●	●		●	●	●	●	●	
14	●	●	●	●	●	●	●	●	●	●	●	●
15	●	●	●	●	●	●	●	●	●	●	●	●
16	●					●	●	●	●	●	●	●
17	●	●					●	●				●
18	●	●	●				●	●	●			●
19	●	●	●	●			●	●	●	●		●
20	●			●			●			●		●
21	●	●	●	●	●		●	●	●	●	●	●
22	●	●	●	●	●	●	●	●	●	●	●	●
23	●	●	●	●	●	●	●	●	●	●	●	●

BC10 BC12 BC16



BC24



Third Angle Projection

Dimensions are shown: Inch (mm)
Specifications and dimensions subject to change

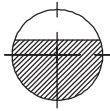


C&K RTBV Series 1-2 Pole Coded Rotary Switches

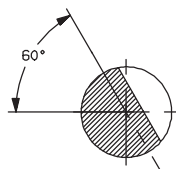
ACTUATOR OPTION ANGLE



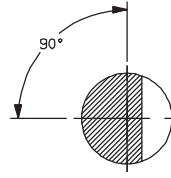
(NONE)



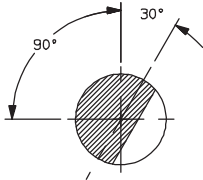
K0 0 ANGLE



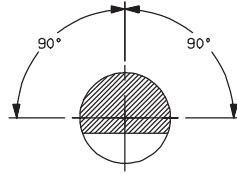
K60 60°



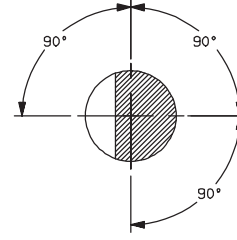
K90 90°



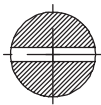
K120 120°



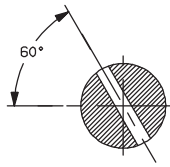
K180 210°



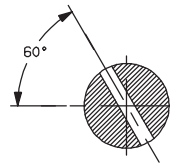
K270 300°



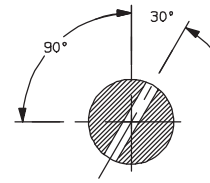
K0 0 ANGLE



K60 60°



K90 90°



K120 120°

ACTUATOR LENGTH



25 0,25 mm (.984) STANDARD SHAFT

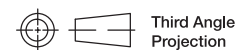
Other lengths available by request.

CONTACT MATERIAL



OPTION CODE	RoHS COMPLIANT*	RoHS COMPATIBLE*	CONTACT AND TERMINAL MATERIAL	RATING	
				LOW LEVEL/DRY CIRCUIT	SWITCH: 250 mA, POWER: 5 VA; CARRY: 5 AMPS
S	YES	YES	SILVER	LOW LEVEL/DRY CIRCUIT	SWITCH: 250 mA, POWER: 5 VA; CARRY: 5 AMPS
G	YES	YES	GOLD	LOW LEVEL/DRY CIRCUIT OR POWER	SWITCH: 20 mA, POWER: 0.2 VA; CARRY: 1 AMP

* Note: See Technical Data section of this catalog for RoHS compliant and compatible definition and specifications.



Third Angle Projection
Dimensions are shown: Inch (mm)
Specifications and dimensions subject to change

Rotary