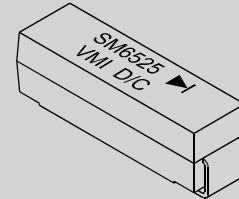


5,000 V - 10,000 V Rectifiers
25 mA - 150 mA Forward Current
70 ns Recovery Time

SM6525 SM6527
SM6533 SM6535

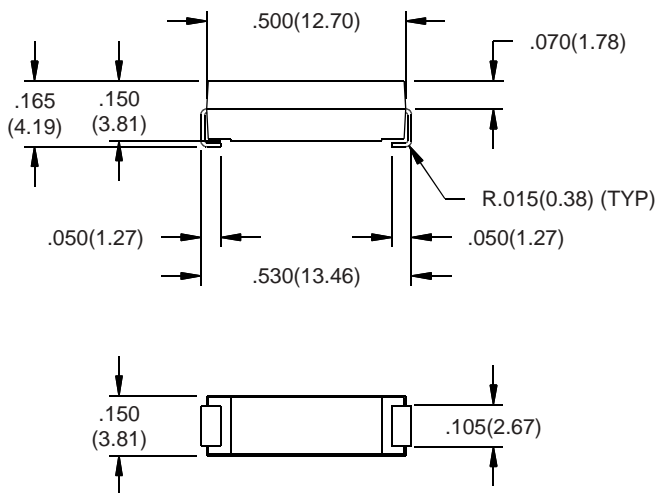
SURFACE MOUNT
HERMETICALLY SEALED



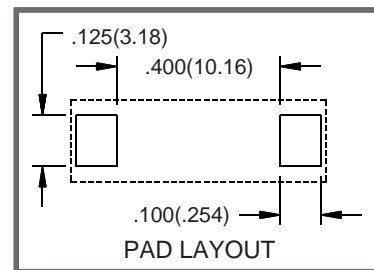
ELECTRICAL CHARACTERISTICS AND MAXIMUM RATINGS

Part Number	Working Reverse Voltage (V _{rwm})	Average Rectified Current (I _o)		Reverse Current @ V _{rwm} (I _r)		Forward Voltage (V _f)		1 Cycle Surge Current t _p =8.3ms (I _{fsm})	Repetitive Surge Current (I _{frm})	Reverse Recovery Time (3) (T _{rr})	Thermal Impd. θ _{J-C}	Junction Cap. @50VDC @1kHz (C _j)
		55°C(1)	100°C(2)	25°C	100°C	25°C		25°C	25°C	25°C	25°C	25°C
	Volts	mA	mA	µA	µA	Volts	mA	Amps	Amps	ns	°C / W	pF
SM6525	5000	150	75	0.5	20	7.0	150	10	2.00	70	40	4.0
SM6527	10000	100	50	0.5	20	12.0	100	5	1.00	70	40	3.0
SM6533	5000	50	25	0.1	10	9.0	25	4	0.75	70	50	2.0
SM6535	10000	25	12	0.1	10	14.0	25	2	0.38	70	50	1.0

(1)TC=55°C (2)TC=100°C (3)I_f=125mA, I_r=250mA, I_{rr}=63mA *Op. Temp.= -65°C to +175°C Stg. Temp.= -65°C to +200°C



Plating:
 200-300µin 90/10 tinlead over 50µin nickel.



Dimensions: In. (mm) • All temperatures are ambient unless otherwise noted. • Data subject to change without notice.



VOLTAGE MULTIPLIERS INC.
 8711 W. Roosevelt Ave.
 Visalia, CA 93291

TEL 559-651-1402
 FAX 559-651-0740
www.voltagemultipliers.com