



ST19XR08

Dual Contactless Smartcard MCU With 8 Kbytes EEPROM

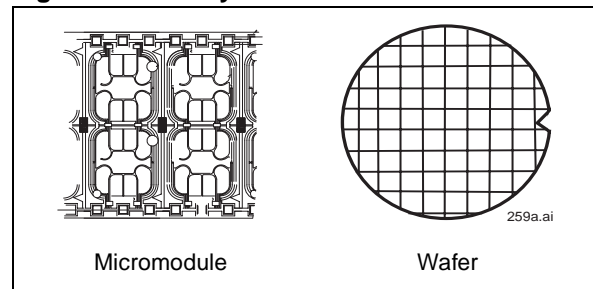
BRIEF DATA

PRODUCT FEATURES

- ENHANCED 8 BIT CPU WITH EXTENDED ADDRESSING MODES
- 72 KBYTES USER ROM WITH PARTITIONING
- 1.5 KBYTES USER RAM WITH PARTITIONING
- 8 KBYTES USER EEPROM WITH PARTITIONING plus 128 BYTES USER and ST OTP AREA:
 - Highly reliable CMOS EEPROM submicron technology
 - Error Correction Code for single bit fail correction within a byte
 - 10 year data retention
 - 500,000 Erase/Write cycles endurance
 - 1 to 32 bytes Erase or Program in 1 ms
- SECURITY FIREWALLS FOR MEMORIES, and ENHANCED DES ACCELERATOR.
- VERY HIGH SECURITY FEATURES INCLUDING EEPROM FLASH PROGRAMMING AND CLOCK MANAGEMENT.
- 2x8 BIT TIMERS WITH INTERRUPT CAPABILITY
- HARDWARE SECURITY ENHANCED DES ACCELERATOR WITH LIBRARY SUPPORT FOR SYMMETRICAL ALGORITHMS:
 - DES, triple DES computations and CBC chaining mode...
- ISO 3309 CRC CALCULATION BLOCK
- FIPS 140-2 COMPLIANT RANDOM NUMBER GENERATOR WITH TWO GUN REGISTERS (Generators of Unpredictable Number)
- 2.7 V TO 5.5 V SUPPLY VOLTAGE
- EXTERNAL CLOCK FREQUENCY UP TO 10 MHz
- HIGH PERFORMANCE PROVIDED USING INTERNAL CLOCK FREQUENCY
- UNIQUE SERIAL NUMBER ON EACH DIE
- POWER SAVING STANDBY MODE
- CONTACT ASSIGNMENT COMPATIBLE ISO 7816-2

- SERIAL ACCESS I/O, ISO 7816-3 COMPATIBLE
- ESD PROTECTION GREATER THAN 5000 V

Figure 1. Delivery Form



| Function | Speed (1) |
|-------------------------------------|--------------|
| Triple DES (with enhanced security) | 58.0 μ s |
| Single DES (with enhanced security) | 43.0 μ s |

(1) Typical values, independent from external clock frequency and supply voltage.

CONTACTLESS SPECIFIC FEATURES

- BASED UPON ISO 14443 TYPE B
- 13.56 MHz CARRIER FREQUENCY
- HIGH SPEED DATA TRANSFER CAPABILITY UP TO 424 KBAUDS
- RF FRAME UP TO 256 BYTES
- 10% AMPLITUDE MODULATION RECEPTION (READER TO CARD)
- BPSK - NRZ LOAD MODULATION (CARD TO READER)
- INTERFACE WITH RF READERS SUPPORTED THROUGH A LIBRARY OF EMBEDDED SOFTWARE FUNCTIONS COMPATIBLE WITH ISO 14443 STANDARD
- ESD PROTECTION ON ANTENNA PADS GREATER THAN 3000 V

HARDWARE DESCRIPTION

The product, member of the ST19X platform, is a serial access microcontroller specially designed for cost effective secure portable applications.

It is manufactured using an advanced highly reliable ST CMOS EEPROM technology.

It is based on the STMicroelectronics 8 bit CPU already implemented on the ST19X product family and includes on-chip memories: User ROM, User RAM and EEPROM with state of the art security features. ROM, RAM and EEPROM memories can be configured into partitions with customized access rules.

An additional ST ROM contains all ST provided functions and libraries.

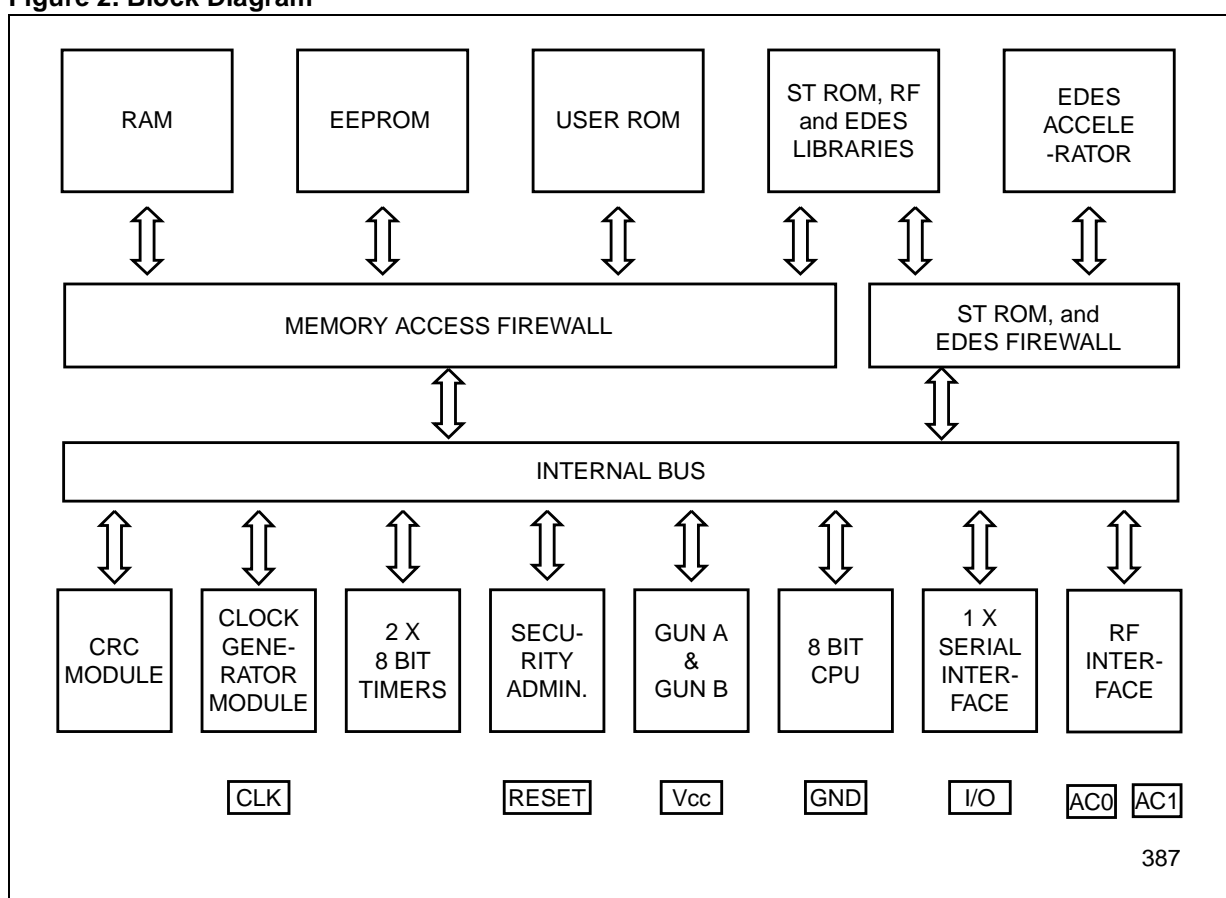
Access from any memory area to another are protected by hardware FIREWALLS. Access rules are User defined and can be selected by mask options.

The chip includes an Enhanced DES accelerator which is accessible via cryptographic software libraries located in ST ROM.

As with all the other ST19X products, a serial interface fully compatible with the ISO7816 standard for Smartcard applications is available.

A CRC calculation block is also available and is directly accessible by the User.

Figure 2. Block Diagram



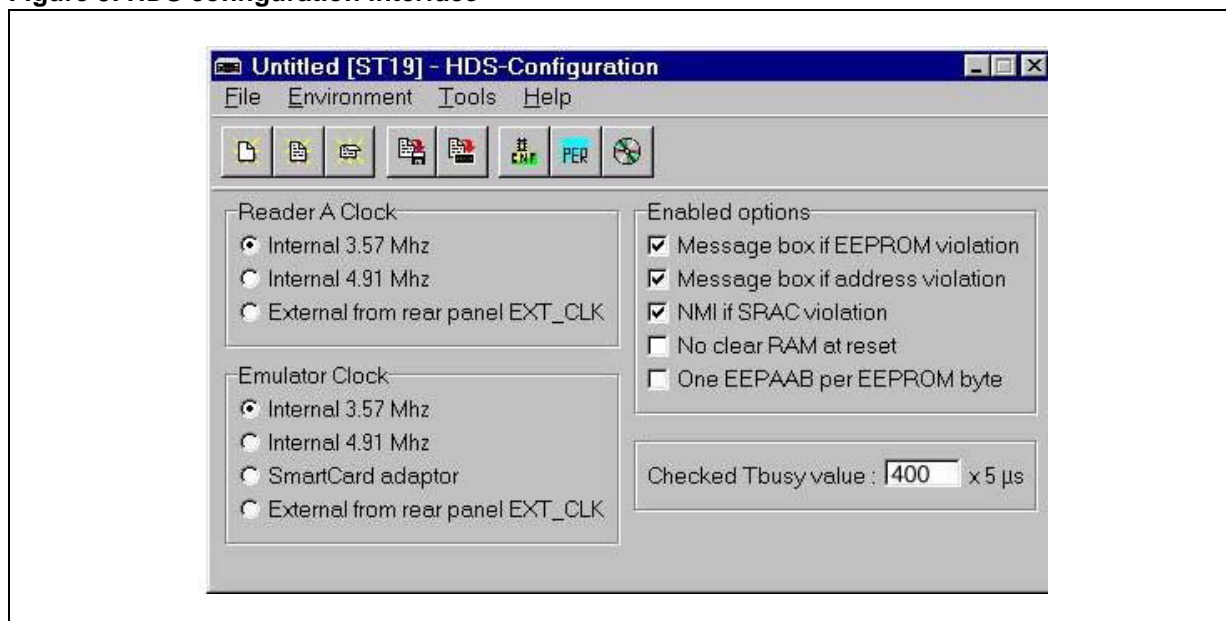
SOFTWARE DEVELOPMENT

Software development and firmware generation (ROM and options) are supported by a comprehensive set of development tools, dedicated at development and validation of softwares:

- ST19-HDSX Emulator,

- ST19X simulation package,
- ST19 tools pack environment for Windows 98, NT, 2000 based stations,
- Powerful C/C++ compiler and debugger are also available (third party tools).
- RF contactless demokit based upon ISO 14443 type B standard.

Figure 3. HDS configuration interface



Information furnished is believed to be accurate and reliable. However, STMicroelectronics assumes no responsibility for the consequences of use of such information nor for any infringement of patents or other rights of third parties which may result from its use. No license is granted by implication or otherwise under any patent or patent rights of STMicroelectronics. Specifications mentioned in this publication are subject to change without notice. This publication supersedes and replaces all information previously supplied. STMicroelectronics products are not authorized for use as critical components in life support devices or systems without express written approval of STMicroelectronics.

The ST logo is a registered trademark of STMicroelectronics.

All other names are the property of their respective owners

© 2004 STMicroelectronics - All rights reserved

BULL CP8 Patents

STMicroelectronics GROUP OF COMPANIES

Australia - Belgium - Brazil - Canada - China - Czech Republic - Finland - France - Germany -
 Hong Kong - India - Israel - Italy - Japan - Malaysia - Malta - Morocco - Singapore -
 Spain - Sweden - Switzerland - United Kingdom - United States

www.st.com