

Description

- Digital transistor

Features

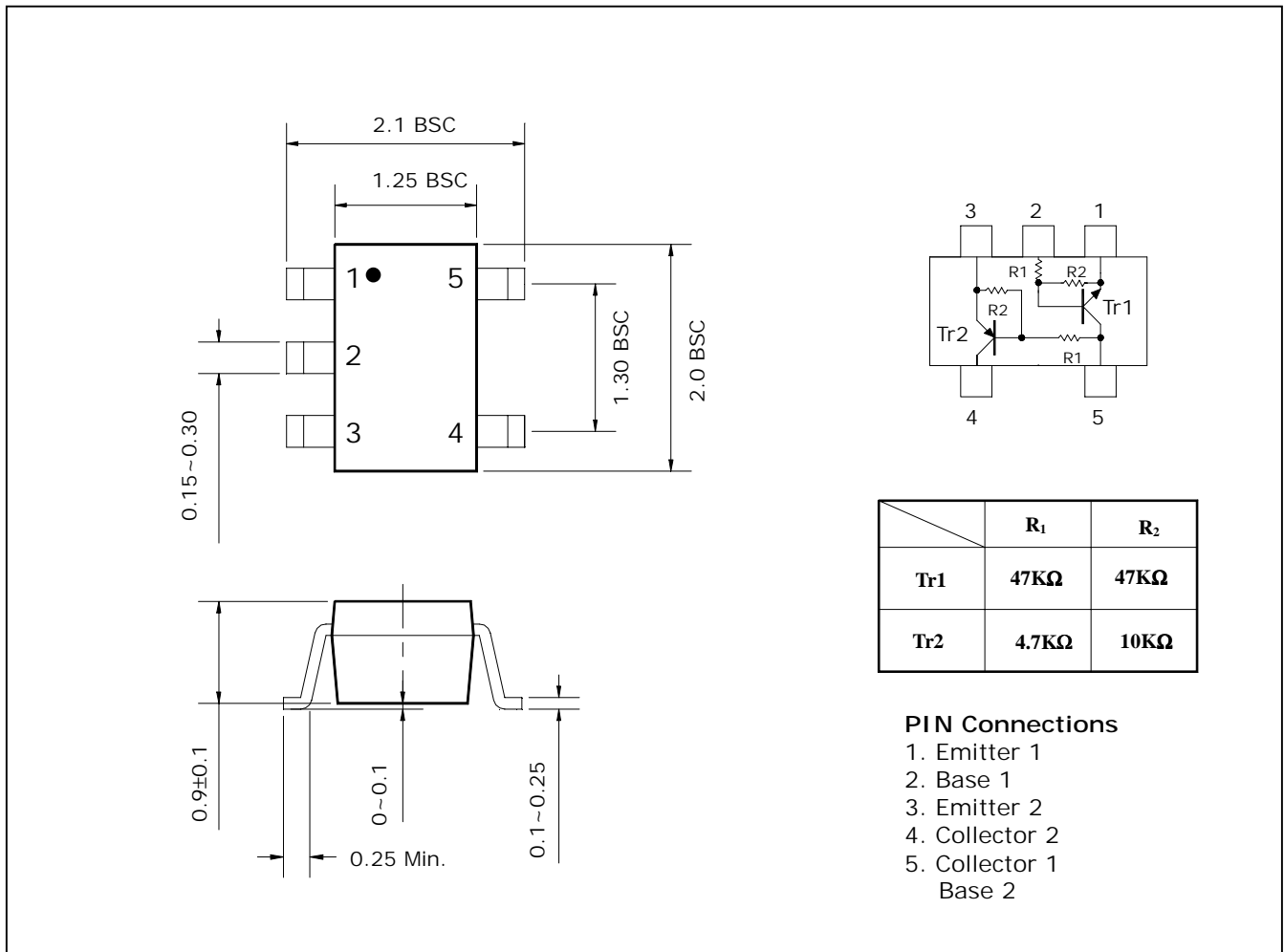
- Both SRC1204 chip and SRA2219 chip in SOT-353 package

Ordering Information

Type NO.	Marking	Package Code
SUT482H	X5	SOT-353

Outline Dimensions

unit : mm



Absolute maximum ratings (Tr1,Tr2)

(Ta=25°C)

Characteristic	Symbol	Ratings		Unit
		Tr1	Tr2	
Out Voltage	V_O	50	-50	V
Input Voltage	V_I	40	-20	V
Out Current	I_O	100	-100	mA
Power Dissipation	P_D	150		mW
Junction Temperature	T_J	150		°C
Storage Temperature	T_{STG}	-55 ~ 150		°C

Electrical Characteristics (Tr1 : NPN)

(Ta=25°C)

Characteristic	Symbol	Test Condition	Min.	Typ.	Max.	Unit
Output Cut-off Current	$I_{O(OFF)}$	$V_O=50V, V_I=0$	-	-	500	nA
DC Current Gain	G_I	$V_O=5V, I_O=10mA$	80	200	-	-
Output Voltage	$V_{O(ON)}$	$I_O=10mA, I_I=0.5mA$	-	0.1	0.3	V
Input Voltage (ON)	$V_{I(ON)}$	$V_O=0.2V, I_O=5mA$	-	2.8	5.0	V
Input Voltage (OFF)	$V_{I(OFF)}$	$V_O=5V, I_O=0.1mA$	1.0	1.2	-	V
Transition Frequency	f_T^*	$V_O=10V, I_O=5mA$	-	200	-	MHz
Input Current	I_I	$V_I=5V$	-	-	0.18	mA

* : Characteristic of Transistor Only

Electrical Characteristics (Tr2 : PNP)

(Ta=25°C)

Characteristic	Symbol	Test Condition	Min.	Typ.	Max.	Unit
Output Cut-off Current	$I_{O(OFF)}$	$V_O=-50V, V_I=0$	-	-	-500	nA
DC Current Gain	G_I	$V_O=-5V, I_O=-10mA$	30	-	-	-
Output Voltage	$V_{O(ON)}$	$I_O=-10mA, I_I=-0.5mA$	-	-0.1	-0.3	V
Input Voltage (ON)	$V_{I(ON)}$	$V_O=-0.3V, I_O=-20mA$	-	-1.76	-2.5	V
Input Voltage (OFF)	$V_{I(OFF)}$	$V_O=-5V, I_O=-0.1mA$	-0.3	-0.82	-	V
Transition Frequency	f_T^*	$V_O=-10V, I_O=-5mA$	-	250	-	MHz
Input Current	I_I	$V_I=-5V$	-	-	-1.8	mA

* : Characteristic of Transistor Only

Electrical Characteristic Curves

Tr1 : NPN

Fig. 1 $I_O - V_{I(ON)}$

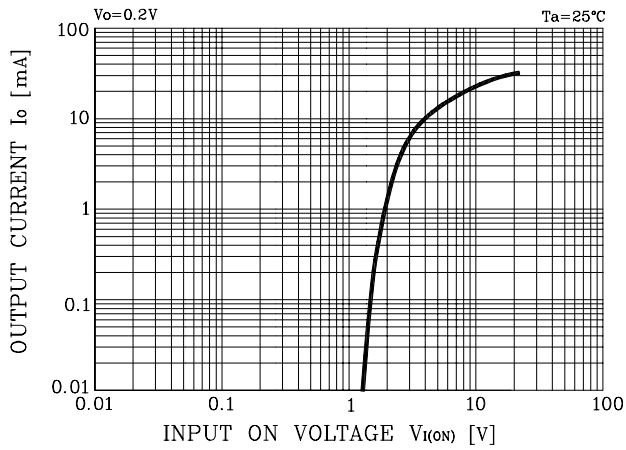


Fig. 2 $I_O - V_{I(OFF)}$

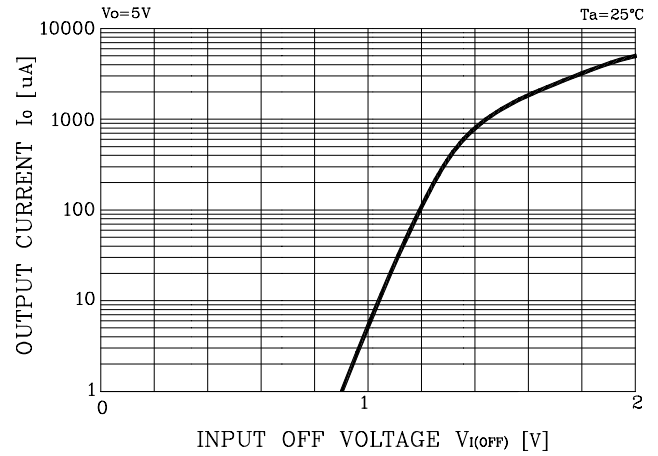
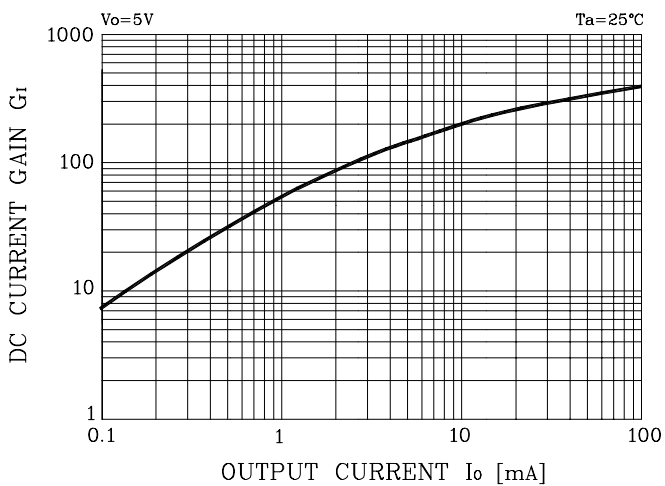


Fig. 3 $G_I - I_O$



Tr2 : PNP

Fig. 1 $I_O - V_{I(ON)}$

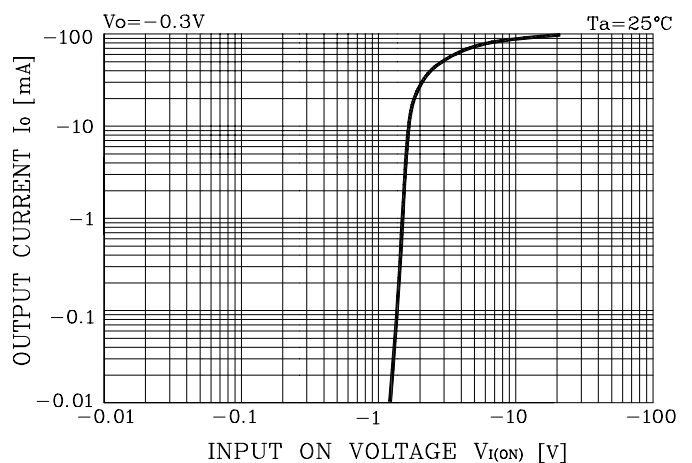


Fig. 2 $I_O - V_{I(OFF)}$

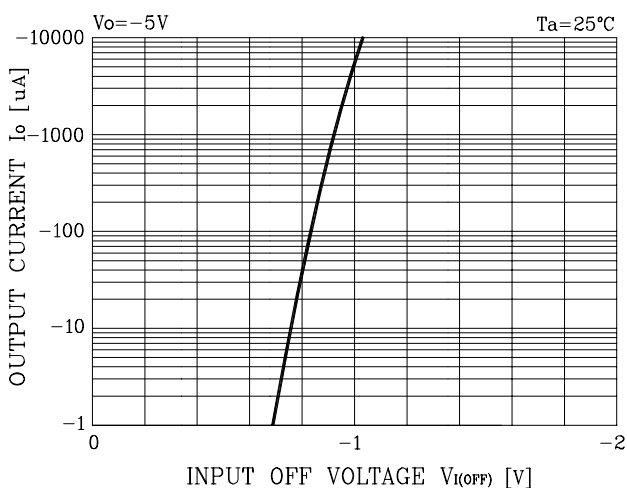


Fig. 3 $G_I - I_O$

