


TOTAL POWER INT'L

225W Single Output with PFC Function

USP-225 series



■ Features :

- Universal AC input / Full range
- Built in active PFC circuit compliance to EN61000-3-2
- Protections: Short circuit/Over load/Over voltage/Over temperature
- Free air convection for 150W and forced air convection for 225W
- High power density 4.7w/in³
- Active AC surge current limiting
- U-bracket low profile: 38mm
- 3 years warranty

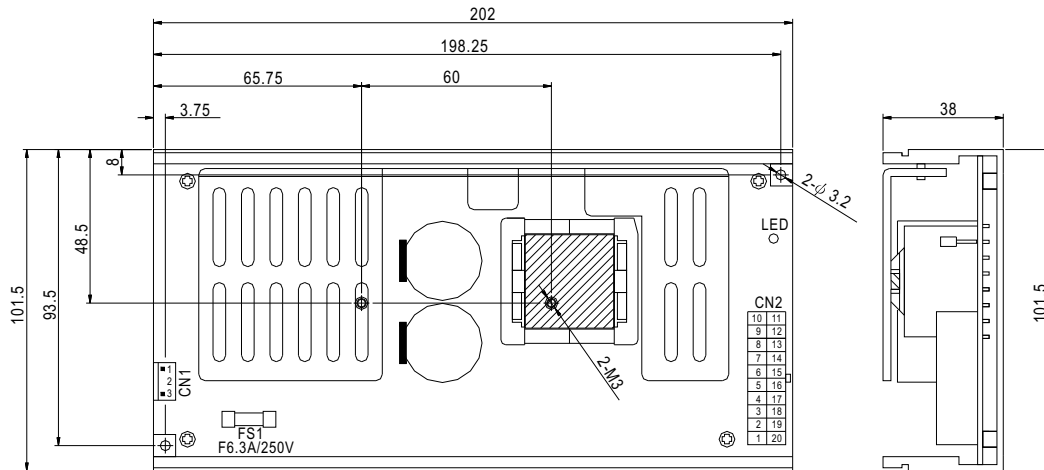


SPECIFICATION

MODEL		USP-225-3.3	USP-225-5	USP-225-12	USP-225-15	USP-225-24	USP-225-48	
OUTPUT	DC VOLTAGE	3.3V	5V	12V	15V	24V	48V	
	RATED CURRENT	40A	40A	18.7A	15A	9.4A	4.7A	
	CURRENT RANGE	0 ~ 40A	0 ~ 40A	0 ~ 18.7A	0 ~ 15A	0 ~ 9.4A	0 ~ 4.7A	
	RATED POWER	132W	200W	224.4W	225W	225.6W	225.6W	
	RIPPLE & NOISE (max.) Note.2	100mVp-p	100mVp-p	100mVp-p	100mVp-p	150mVp-p	250mVp-p	
	VOLTAGE ADJ. RANGE	2.97 ~ 3.6V	4.5 ~ 5.5V	10.8 ~ 13.2V	13.5 ~ 16.5V	21.6 ~ 26.4V	43.2 ~ 52.8V	
	VOLTAGE TOLERANCE Note.3	±2.0%	±2.0%	±2.0%	±2.0%	±2.0%	±2.0%	
	LINE REGULATION	±0.5%	±0.5%	±0.5%	±0.5%	±0.5%	±0.5%	
LOAD REGULATION	±1.0%	±1.0%	±1.0%	±1.0%	±1.0%	±1.0%		
SETUP, RISE, HOLD TIME		500ms, 30ms, 22ms/230VAC 1200ms, 30ms, 22ms/115VAC at full load						
INPUT	VOLTAGE RANGE		90 ~ 264VAC 127 ~ 370VDC					
	FREQUENCY RANGE		47 ~ 63Hz					
	POWER FACTOR		PF>0.93/230VAC PF>0.97/115VAC at full load					
	EFFICIENCY (Typ.)		72%	77%	85%	84%	87%	86%
	AC CURRENT	115VAC	2.2A	3.3A				
		230VAC	1.1A	1.6A				
	INRUSH CURRENT (max.)		20A/115VAC 30A/230VAC					
LEAKAGE CURRENT		<3.5mA / 240VAC						
PROTECTION	OVER LOAD		105 ~ 150% rated output power Protection type : Constant current limiting, recovers automatically after fault condition is removed					
	OVER VOLTAGE		3.6 ~ 4.4V	5.5 ~ 7.4V	13.2 ~ 16.3V	16.5 ~ 20.2V	26.4 ~ 32.4V	52.8 ~ 64.8V
	OVER TEMPERATURE		95°C ±5°C (RTH2 : Detect on heatsink of power transistor) Protection type : Shut down o/p voltage, recovers automatically after temperature goes down					
ENVIRONMENT	WORKING TEMP.		-20 ~ +65°C (Refer to output load derating curve)					
	WORKING HUMIDITY		20 ~ 90% RH non-condensing					
	STORAGE TEMP., HUMIDITY		-40 ~ +85°C, 10 ~ 95% RH					
	TEMP. COEFFICIENT		±0.03%/°C (0 ~ 50°C)					
	VIBRATION		10 ~ 500Hz, 2G 10min./1cycle, 60min. each along X, Y, Z axes					
SAFETY & EMC (Note 4)	SAFETY STANDARDS		UL60950, TUV EN60950 Approved					
	WITHSTAND VOLTAGE		I/P-O/P:3KVAC I/P-FG:1.5KVAC O/P-FG:0.5KVAC					
	ISOLATION RESISTANCE		I/P-O/P, I/P-FG, O/P-FG:100M Ohms/500VDC					
	EMI CONDUCTION & RADIATION		Compliance to EN55022 (CISPR22) Class B					
	HARMONIC CURRENT		Compliance to EN61000-3-2,-3					
	EMS IMMUNITY		Compliance to EN61000-4-2,3,4,5,6,8,11; ENV50204, Light industry level, criteria A					
OTHERS	MTBF		220K hrs min. MIL-HDBK-217F (25°C)					
	DIMENSION		202*101.5*38mm (L*W*H)					
	PACKING		0.85Kg; 16pcs/13.6Kg/0.76CUFT					
NOTE		<p>1. All parameters NOT specially mentioned are measured at 230VAC input, rated load and 25°C of ambient temperature.</p> <p>2. Ripple & noise are measured at 20MHz of bandwidth by using a 12" twisted pair-wire terminated with a 0.1uf & 47uf parallel capacitor.</p> <p>3. Tolerance : includes set up tolerance, line regulation and load regulation.</p> <p>4. The power supply is considered a component which will be installed into a final equipment. The final equipment must be re-confirmed that it still meets EMC directives.</p>						

Mechanical Specification

Case No. 928 Unit:mm



AC Input Connector (CN1) : JST B3P-VH or equivalent

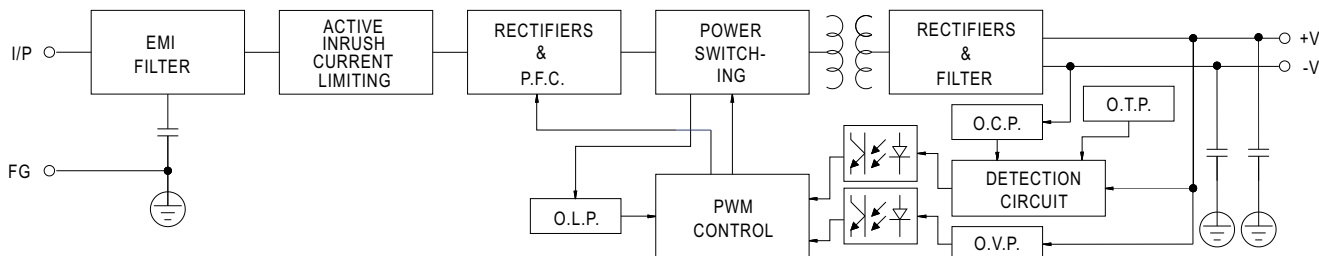
Pin No.	Assignment	Mating Housing	Terminal
1	AC/N	JST VHR or equivalent	JST SVH-21T-P1.1 or equivalent
2	No Pin		
3	AC/L		

DC Output Connector (CN2) : MOLEX 39-29-9206 or equivalent

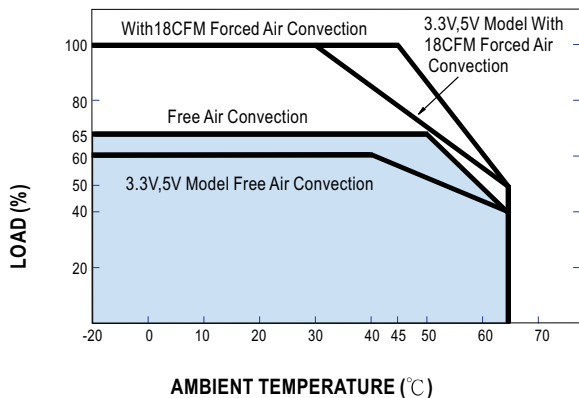
Pin No.	Assignment	Mating Housing	Terminal
1~5	+V	MOLEX 5557 or equivalent	MOLEX 5556 or equivalent
6~15	-V		
16~20	+V		

Block Diagram

fosc : 100KHz



Derating Curve



Static Characteristics (5V)

