


Coaxial Low Pass Filter

DC to 575 MHz

NEW!
VLF-575



CASE STYLE: FF704
PRICE: \$19.95 ea. QTY (10-24)

Maximum Ratings

Operating Temperature	-55°C to 100°C
Storage Temperature	-55°C to 100°C
RF Power Input	8.5W max. at 25°C
DC Current Input to Output	0.5A max. at 25°C

*Passband rating, derate linearly to 3.5W at 100°C ambient.

Features

- low cost
- small size
- 7 sections
- temperature stable
- patent pending

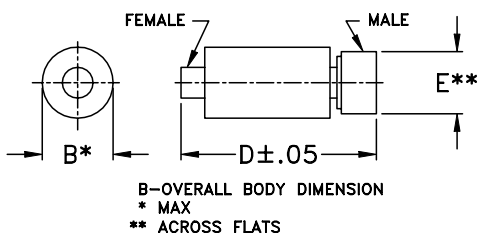
Applications

- harmonic rejection
- transmitters/receivers
- lab use

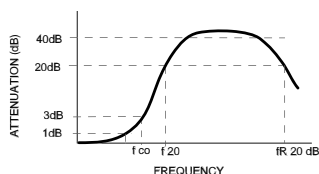
Low Pass Filter Electrical Specifications (T_{AMB}=25°C)

MODEL NO.	PASSBAND (MHz) (loss < 1 dB) Max.	f _{co} , MHz Nom. (loss 3 dB) Typ.	STOP BAND (MHz) (loss, dB)			VSWR (:1)		NO. OF SECTIONS
			f ₂₀ Min.	40 Typ.	f _{r20} Typ.	Stopband Typ.	Passband Typ.	
VLF-575	DC-575	770	900	1050-3200	5500	20	1.2	7

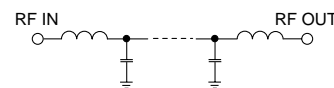
Outline Drawing



typical frequency response



schematic



Typical Performance Data at 25°C

Frequency (MHz)	Insertion Loss (dB)	VSWR (:1)
1.00	0.05	1.01
100.00	0.20	1.03
250.00	0.36	1.05
400.00	0.55	1.13
575.00	0.87	1.03
680.00	1.43	1.35
780.00	3.68	2.37
900.00	35.11	14.03
1050.00	45.10	22.29
2000.00	55.44	46.96
3000.00	44.69	48.26
4000.00	30.99	43.44
4500.00	28.33	34.75
5000.00	17.93	18.50
5500.00	19.72	21.73

Outline Dimensions (inch/mm)

B	D	E	wt.
			grams
.410	1.43	.312	10.0
10.41	36.32	7.92	

