



DATA SHEET

BAS21A/C/S

SURFACE MOUNT, HIGH VOLTAGE, DUAL SWITCHING DIODES

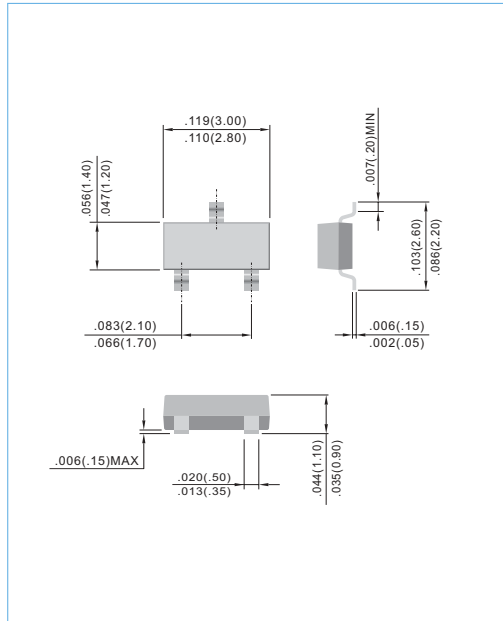
VOLTAGE 250 Volts **POWER** 250mWatts **SOT-23** Unit: inch (mm)

FEATURES

- High reverse beardown voltage.
- Fast switching speed.
- Low reverse leakage current.
- Surface mount package ideally suited for automatic insertion.
- Galvanically isolated dual configurations to save board space.
- Both normal and Pb free product are available :
 Normal : 80~95% Sn, 5~20% Pb
 Pb free: 98.5% Sn above

MECHANICAL DATA

Case: SOT-23, Plastic
 Terminals: Solderable per MIL-STD-202, Method 208
 Approx. Weight: 0.008 gram
 Marking : BAS21A:21A, BAS21C:21C, BAS21S:21S

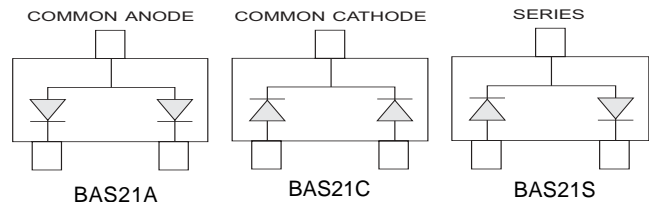


ABSOLUTE RATINGS

PARAMETER	Symbol	Value	Units
Maximum Reverse Voltage	V_R	250	V
Peak Reverse Voltage	V_{RRM}	250	V
Average Rectified Current at Temp=25°C	I_o	0.2	A
Non-repetitive Peak Forward Surge Current at t=1.0 s	I_{FSM}	2.5	A

THERMAL CHARACTERISTICS

PARAMETER	Symbol	Value	Units
Power Dissipation	P_{TOT}	250	mW
Thermal Resistance, Junction to Ambient	$R_{\theta JA}$	357	°C/W
Junction Temperature	T_J	150	°C
Storage Temperature	T_{STG}	-55 to 150	°C

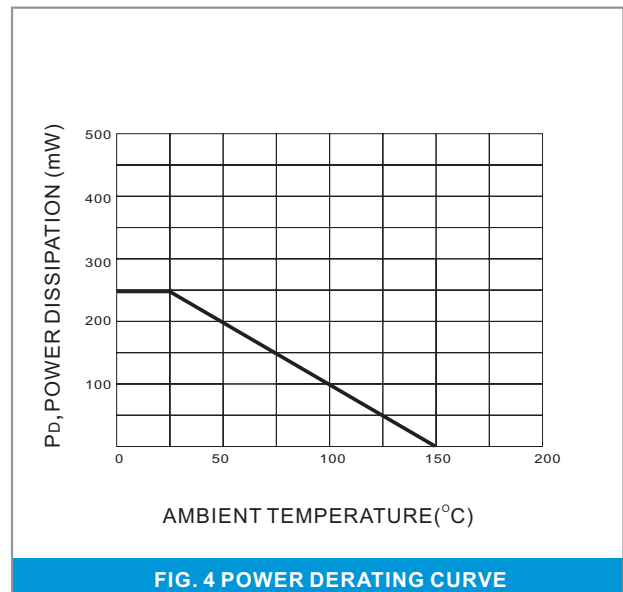
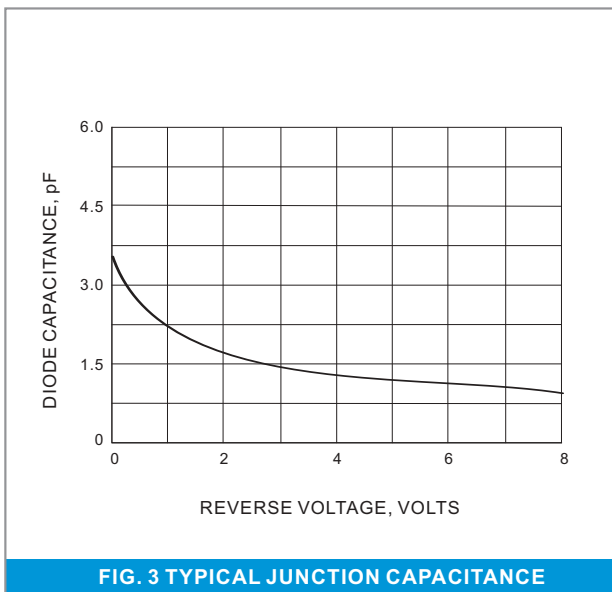
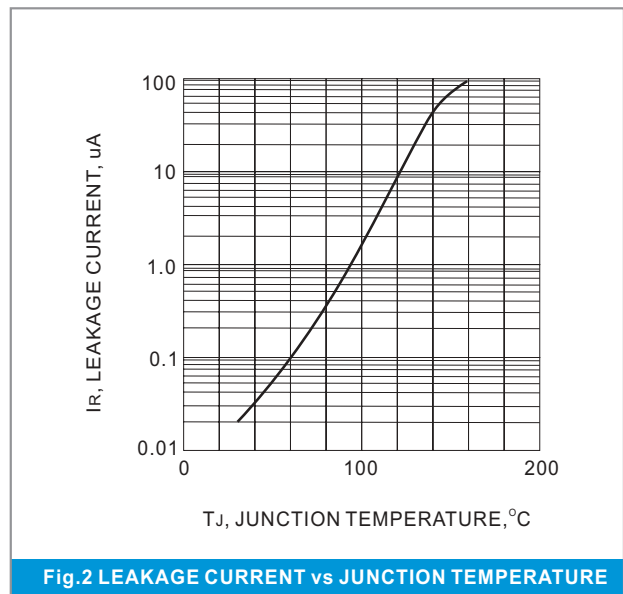
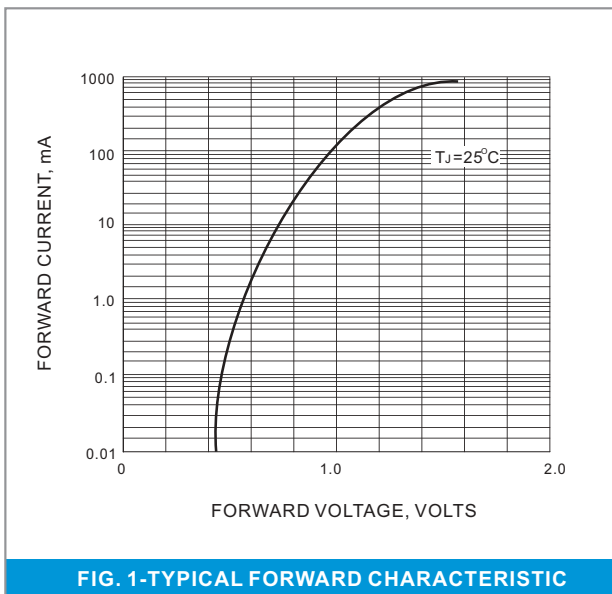




ELECTRICAL CHARACTERISTICS

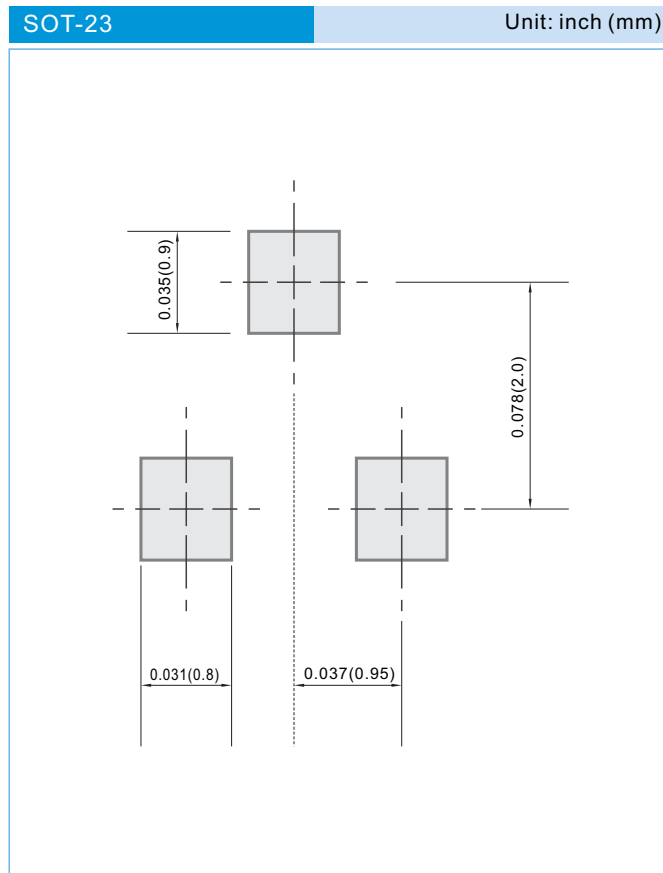
PARAMETER	Symbol	Test Condition	MIN.	TYP.	MAX.	Units
Reverse Breakdown Voltage	$V_{(BR)}$	$I_R=100 \mu A$	--	--	250	V
Reverse Current	I_R	$V_R=200 V$ $V_R=200 V, T_J = 150^\circ C$	--	--	0.1 100	μA
Forward Voltage	V_F	$I_F=1.0mA$ $I_F=100mA$	--	--	0.70 1.00	V
Maximum Junction Capacitance	C_J	$V_R=0V, f=1.0MHz$	--	--	5.0	pF
Reverse Recovery Time	T_{rr}	$I_F=I_R=30mA, R_L=100\Omega$	--	--	50	ns

ELECTRICAL CHARACTERISTICS CURVES





MOUNTING PAD LAYOUT



ORDER INFORMATION

- Packing information
 - T/R - 12K per 13" plastic Reel
 - T/R - 3.0K per 7" plastic Reel

LEGAL STATEMENT

IMPORTANT NOTICE

This information is intended to unambiguously characterize the product in order to facilitate the customer's evaluation of the device in the application. The information will help the customer's technical experts determine that the device is compatible and interchangeable with similar devices made by other vendors. The information in this data sheet is believed to be reliable and accurate. The specifications and information herein are subject to change without notice. New products and improvements in products and product characterization are constantly in process. Therefore, the factory should be consulted for the most recent information and for any special characteristics not described or specified.

Copyright Pan Jit International Inc. 2003

All rights reserved. Reproduction in whole or in part is prohibited without the prior written consent of the copyright owner.

The information presented in this document does not form part of any quotation or contract. The information presented is believed to be accurate and reliable, and may change without notice in advance. No liability will be accepted by the publisher for any consequence of use. Publication thereof does not convey nor imply any license under patent or other industrial or intellectual property rights.