



GS1000FL~GS1010FL

SURFACE MOUNT SWITCHING DIODES

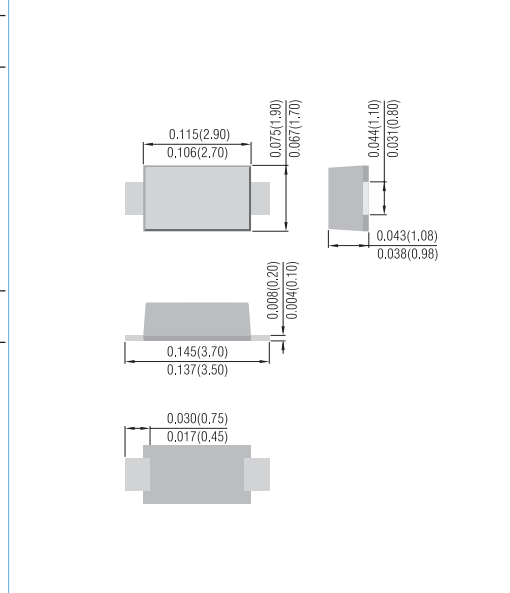
VOLTAGE 50 to 1000 Volts **CURRENT** 1.0 Amperes **SOD-123FL** Unit: inch (mm)

FEATURES

- For surface mounted applications
- Low profile package
- Ideal for automated placement
- High temperature soldering : 260°C /10 seconds at terminals
- Glass Passivated Chip Junction
- In compliance with EU RoHS 2002/95/EC directives

MECHANICAL DATA

- Case: SOD-123FL, Molded plastic over passivated junction
- Terminals: Solderable per MIL-STD-750, Method 2026
- Approx. Weight: 0.01 gram
- Standard Packaging : 8mm tape (EIA-481)



MAXIMUM RATINGS AND ELECTRICAL CHARACTERISTICS

Ratings at 25°C ambient temperature unless otherwise specified.

PARAMETER	SYMBOL	GS1000FL	GS1001FL	GS1002FL	GS1004FL	GS1006FL	GS1008FL	GS1010FL	UNITS
Marking Code		1A	1B	1D	1G	1J	1K	1M	
Maximum Recurrent Peak Reverse Voltage	V_{RRM}	50	100	200	400	600	800	1000	V
Maximum RMS Voltage	V_{RMS}	35	70	140	280	420	560	700	V
Maximum DC Blocking Voltage	V_{DC}	50	100	200	400	600	800	1000	V
Maximum Average Forward Current (Note 1)	$I_{F(AV)}$	1.0							A
Peak one cycle surge forward current (non-repetitive)	I_{FSM}	30 (60Hz)							A
Maximum Forward Voltage at 1.0A	V_F	1.1							V
Maximum DC Reverse Current at $T_A=25^\circ C$ Rated DC Blocking Voltage $T_A=125^\circ C$	I_R	10 50							μA
Typical Junction capacitance at 4V, MHz	C_J	4							pF

ELECTRICAL CHARACTERISTICS

Ratings at 25°C ambient temperature unless otherwise specified.

PARAMETER	SYMBOL	GS1000FL	GS1001FL	GS1002FL	GS1004FL	GS1006FL	GS1008FL	GS1010FL	UNITS
Typical thermal resistance (Note 2)	$R_{\theta JA}$	65							$^\circ C / W$
Operating and Storage Temperature Range	T_J, T_{STG}	-50 TO +150							$^\circ C$

NOTES:

- 1.Pulse test: 300u pulse width, 1% duty cycle.
- 2.Soldering land: 6mm x 6mm



GS1000FL~GS1010FL

RATING AND CHARACTERISTIC CURVES

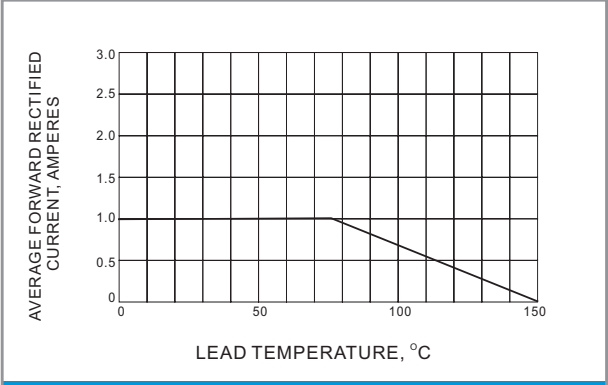


Fig.1 FORWARD CURRENT DERATING CURVE

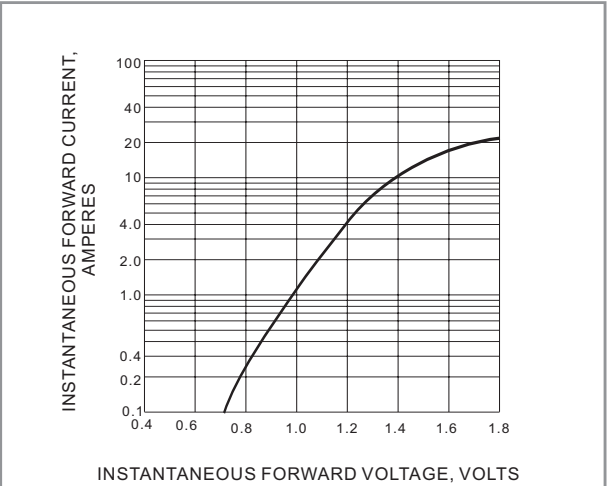


Fig.2-TYPICAL INSTANTANEOUS FORWARD CHARACTERISTICS

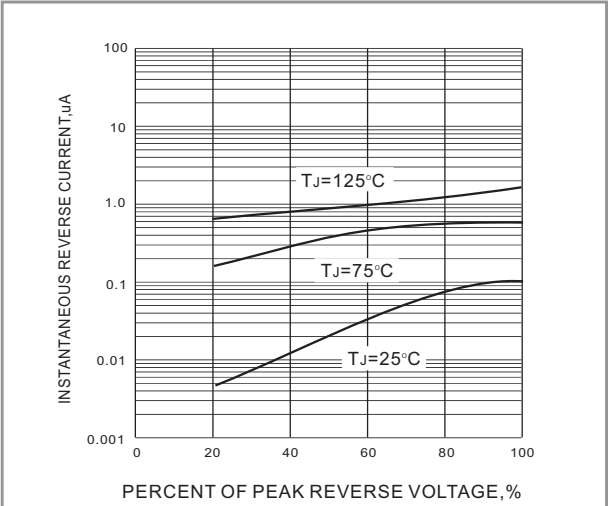


Fig.3 TYPICAL REVERSE CHARACTERISTICS

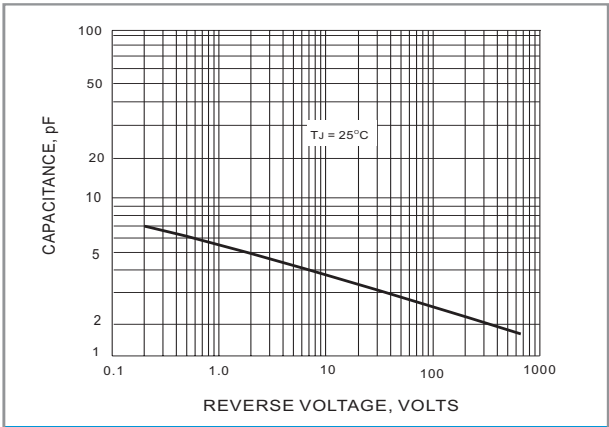


Fig.4 TYPICAL JUNCTION CAPACITANCE

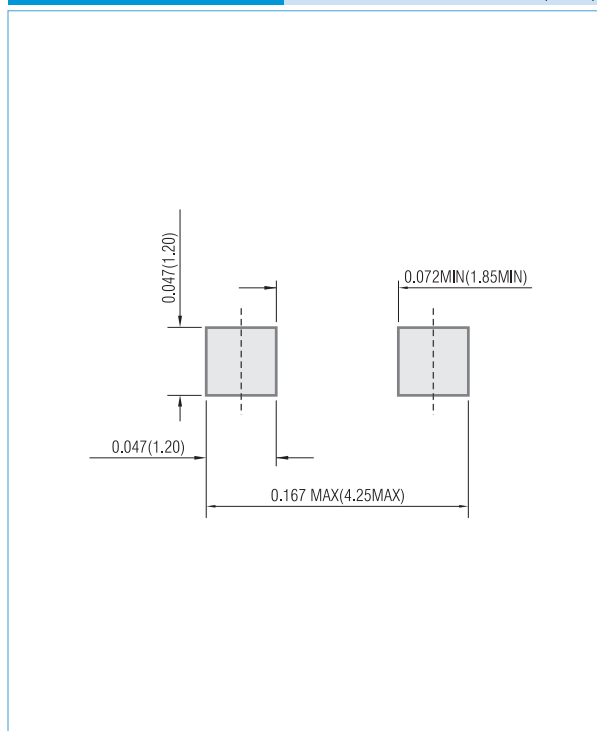


GS1000FL~GS1010FL

MOUNTING PAD LAYOUT

SOD-123FL

Unit: inch (mm)



ORDER INFORMATION

- Packing information
 - T/R - 10K per 13" plastic Reel
 - T/R - 3K per 7" plastic Reel

LEGAL STATEMENT

Copyright PanJit International, Inc 2007

The information presented in this document is believed to be accurate and reliable. The specifications and information herein are subject to change without notice. Pan Jit makes no warranty, representation or guarantee regarding the suitability of its products for any particular purpose. Pan Jit products are not authorized for use in life support devices or systems. Pan Jit does not convey any license under its patent rights or rights of others.