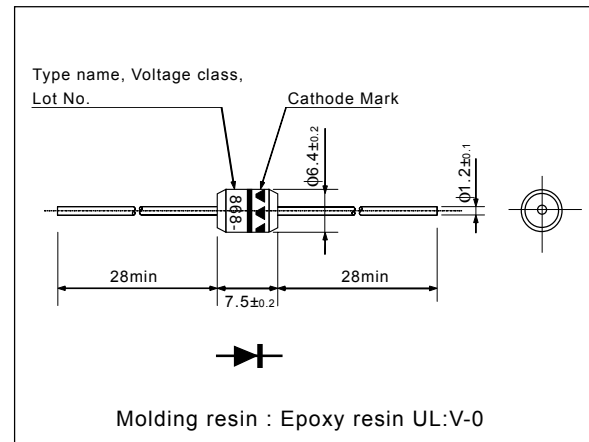


## HIGH VOLTAGE SCHOTTKY BARRIER DIODE

### Outline drawings, mm



### Features

- High voltage
- Low VF
- Super high speed switching
- High reliability by planer design

### Applications

- High speed switching

### Maximum ratings and characteristics

- Absolute maximum ratings (Ta=25°C Unless otherwise specified )

Item	Symbol	Conditions	Rating	Unit
Repetitive peak reverse voltage	V <sub>RRM</sub>		200	V
Average forward current	I <sub>FAV</sub>	Square wave duty=1/2 Tl=111°C	4.0	A
Non-repetitive forward surge current	I <sub>FSM</sub>	Sine wave 10ms, 1shot	100	A
Operating junction temperature	T <sub>j</sub>		150	°C
Storage temperature	T <sub>stg</sub>		-40 to +150	°C

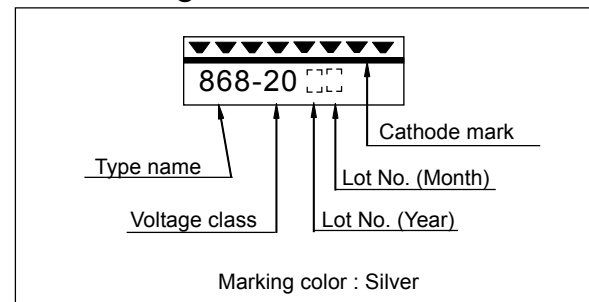
- Electrical characteristics (Ta=25°C Unless otherwise specified )

Item	Symbol	Conditions	Max.	Unit
Forward voltage	V <sub>F</sub>	I <sub>FM</sub> =4.0A	1.25	V
Reverse current	I <sub>R</sub>	V <sub>R</sub> =V <sub>RRM</sub>	200	μA

- Mechanical characteristics

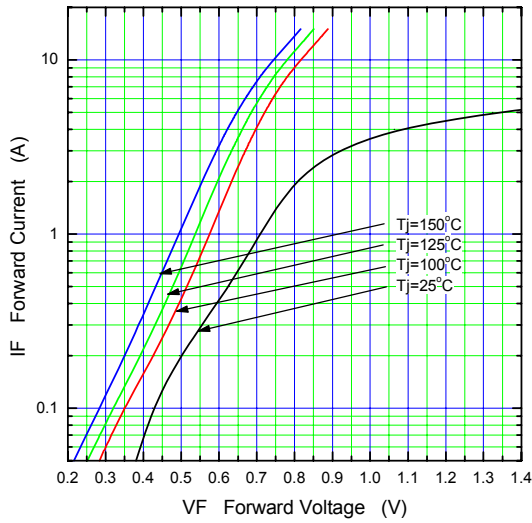
Approximate mass	1.2	g
------------------	-----	---

### Marking

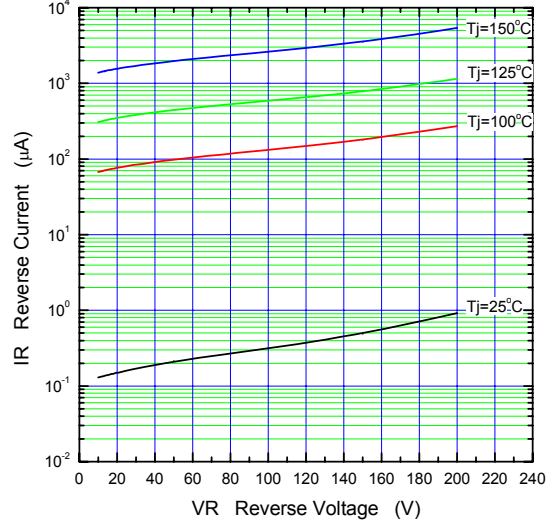


■ Characteristics

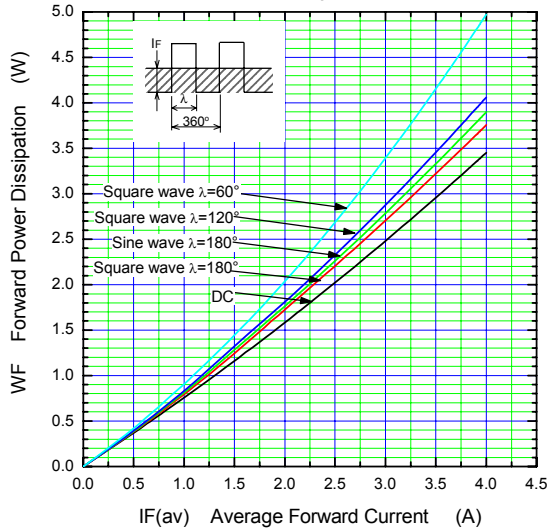
Forward Characteristic (typ.)



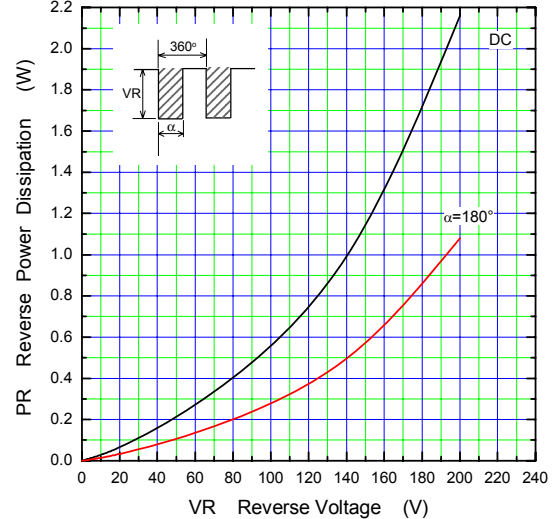
Reverse Characteristic (typ.)



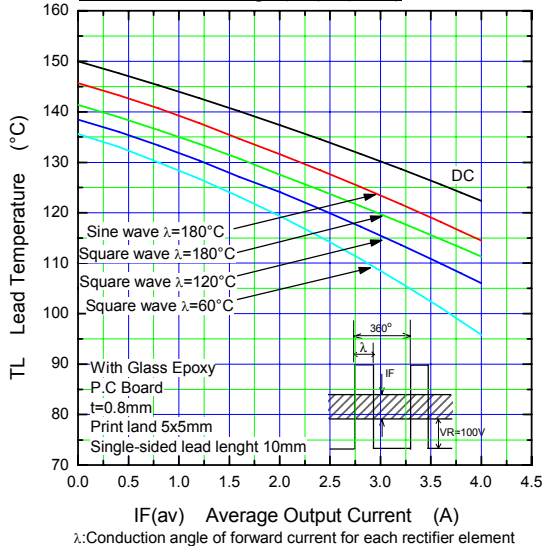
Forward Power Dissipation



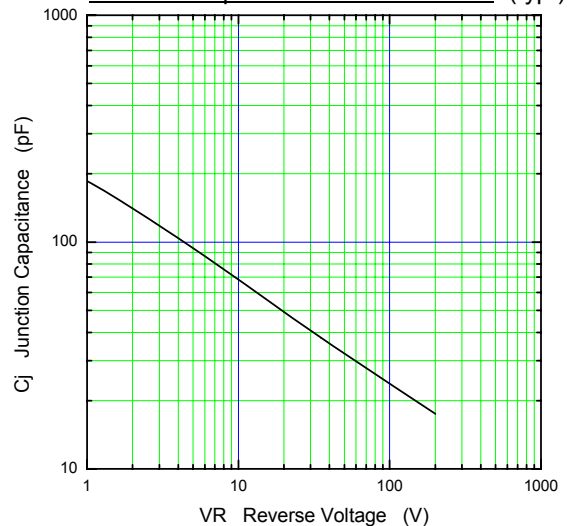
Reverse Power Dissipation (max.)



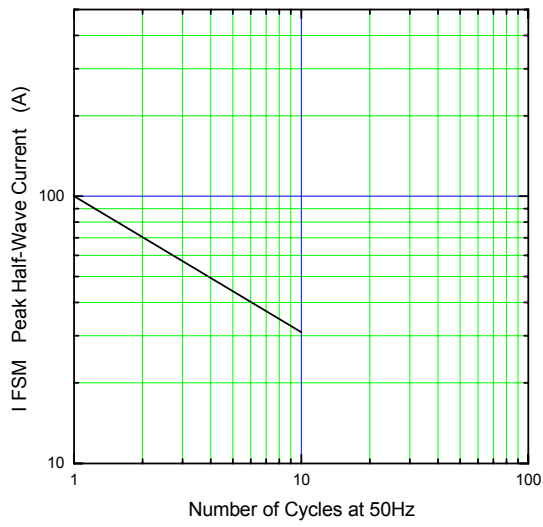
Current Derating (IF(av)-TL)



Junction Capacitance Characteristic (typ.)



Surge Capability



Transient Thermal Impedance

