



Features :

- Universal AC input / Full range
- Built-in active PFC function, PF>0.95
- Protections: Short circuit/Over load/Over voltage
- Free air cooling convection
- CH4: ±Polarity is selectable
- Fixed switching frequency at 100KHz(Optional)
- 3 years warranty



SPECIFICATION

MODEL		QP-100-3A				QP-100-3B				QP-100-3C					
OUTPUT	OUTPUT NUMBER	CH1	CH2	CH3	CH4	CH1	CH2	CH3	CH4	CH1	CH2	CH3	CH4		
	DC VOLTAGE	5V	3.3V	12V	-5V	5V	3.3V	12V	-12V	5V	3.3V	15V	-15V		
	RATED CURRENT	8A	8A	2.5A	0.6A	8A	8A	2.2A	0.6A	8A	8A	1.7A	0.6A		
	CURRENT RANGE	2 ~ 10A	0 ~ 10A	0.3 ~ 3A	0 ~ 1A	2 ~ 10A	0 ~ 10A	0.3 ~ 3A	0 ~ 1A	2 ~ 10A	0 ~ 10A	0.3 ~ 2A	0 ~ 1A		
	RATED POWER (max.)	99.4W				100W				100.9W					
	RIPPLE & NOISE (max.) Note.2	100mVp-p	100mVp-p	150mVp-p	150mVp-p	100mVp-p	100mVp-p	150mVp-p	150mVp-p	100mVp-p	100mVp-p	150mVp-p	150mVp-p		
	VOLTAGE ADJ. RANGE	CH1: 4.75 ~ 5.5V		CH2: 3.14 ~ 3.63V		CH1: 4.75 ~ 5.5V		CH2: 3.14 ~ 3.63V		CH1: 4.75 ~ 5.5V		CH2: 3.14 ~ 3.63V			
	VOLTAGE TOLERANCE Note.3	±3.0%	±3.0%	±6.0%	±5.0%	±3.0%	±3.0%	±6.0%	±5.0%	±3.0%	±3.0%	+8,-6%	±5.0%		
	LINE REGULATION	±1.0%	±1.0%	±2.0%	±1.0%	±1.0%	±1.0%	±2.0%	±1.0%	±1.0%	±1.0%	±2.0%	±1.0%		
	LOAD REGULATION	±2.0%	±2.0%	±6.0%	±2.0%	±2.0%	±2.0%	±6.0%	±2.0%	±2.0%	±2.0%	±6.0%	±2.0%		
SETUP, RISE TIME	800ms, 50ms/230VAC				800ms, 50ms/115VAC at full load										
HOLD TIME (Typ.)	24ms/230VAC				24ms/115VAC at full load										
INPUT	VOLTAGE RANGE Note.5	90 ~ 264VAC				127 ~ 370VDC									
	FREQUENCY RANGE	47 ~ 63Hz													
	POWER FACTOR (Typ.)	PF>0.95/230VAC				PF>0.98/115VAC at full load									
	EFFICIENCY (Typ.)	74%				74%				75%					
	AC CURRENT (Typ.)	1.5A/115VAC		0.75A/230VAC											
	INRUSH CURRENT (Typ.)	COLD START ≤40A/230V													
LEAKAGE CURRENT	<3.5mA / 240VAC														
PROTECTION	OVER LOAD	105 ~ 150% rated output power Protection type : Hiccup mode, recovers automatically after fault condition is removed													
	OVER VOLTAGE	CH1:5.75 ~ 6.75V		CH2:3.8 ~ 4.4V											
	OVER TEMPERATURE(OPTION)	95°C ±5°C (TSW1) Protection type : Shut down o/p voltage, recovers automatically after temperature goes down													
ENVIRONMENT	WORKING TEMP.	-10 ~ +60°C (Refer to output load derating curve)													
	WORKING HUMIDITY	20 ~ 90% RH non-condensing													
	STORAGE TEMP., HUMIDITY	-20 ~ +85°C, 10 ~ 95% RH													
	TEMP. COEFFICIENT	±0.03%/°C (0~50°C)													
	VIBRATION	10 ~ 500Hz, 2G 10min./1cycle, 60min. each along X, Y, Z axes													
SAFETY & EMC (Note 4)	SAFETY STANDARDS	UL60950-1, TUV EN60950-1 Approved													
	WITHSTAND VOLTAGE	I/P-O/P:3KVAC I/P-FG:1.5KVAC O/P-FG:0.5KVAC													
	ISOLATION RESISTANCE	I/P-O/P, I/P-FG, O/P-FG:100M Ohms/500VDC													
	EMI CONDUCTION & RADIATION	Compliance to EN55022 (CISPR22) Class B													
	HARMONIC CURRENT	Compliance to EN61000-3-2,-3													
EMS IMMUNITY	Compliance to EN61000-4-2,3,4,5,6,8,11; ENV50204, EN55024, Light industry level, criteria A														
OTHERS	MTBF	139.9K hrs min. MIL-HDBK-217F (25°C)													
	DIMENSION	199*99*50mm (L*W*H)													
	PACKING	0.87Kg; 20pcs/18.4Kg/1.28CUFT													
NOTE	<ol style="list-style-type: none"> 1. All parameters NOT specially mentioned are measured at 230VAC input, rated load and 25°C of ambient temperature. 2. Ripple & noise are measured at 20MHz of bandwidth by using a 12" twisted pair-wire terminated with a 0.1uf & 47uf parallel capacitor. 3. Tolerance : includes set up tolerance, line regulation and load regulation. 4. The power supply is considered a component which will be installed into a final equipment. The final equipment must be re-confirmed that it still meets EMC directives. 5. Derating may be needed under low input voltages. Please check the derating curve for more details. 														



■ Features :

- Universal AC input / Full range
- Built-in active PFC function, PF>0.95
- Protections: Short circuit/Over load/Over voltage
- Free air cooling convection
- CH4: ±Polarity is selectable
- Fixed switching frequency at 100KHz(Optional)
- 3 years warranty

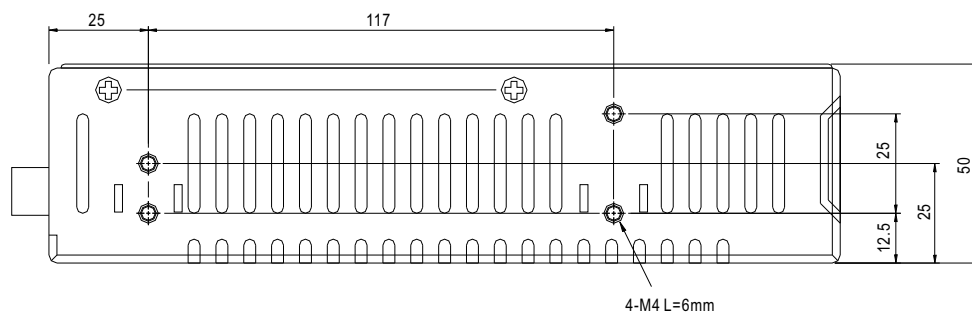
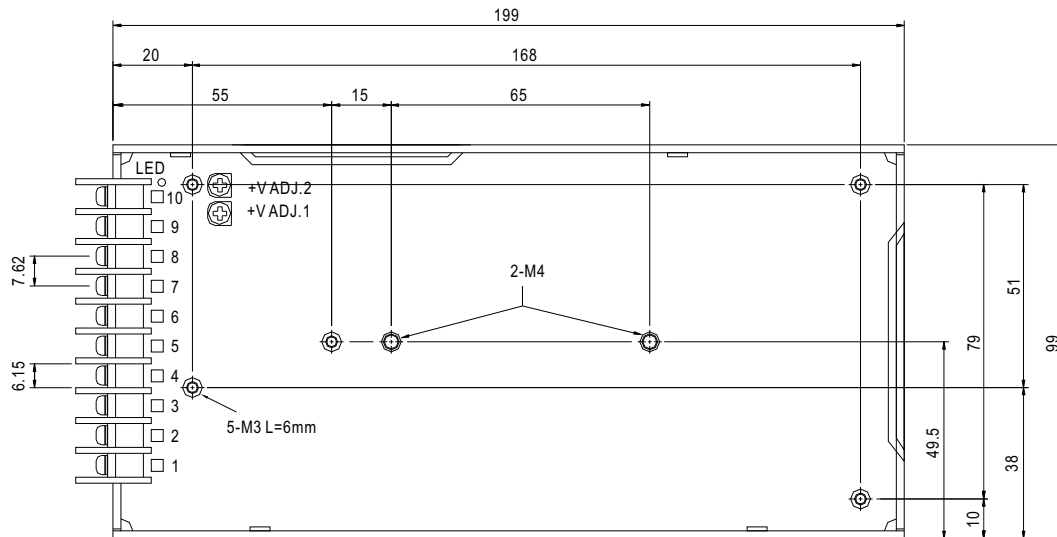


SPECIFICATION

MODEL		QP-100-3D				QP-100D				QP-100F			
OUTPUT	OUTPUT NUMBER	CH1	CH2	CH3	CH4	CH1	CH2	CH3	CH4	CH1	CH2	CH3	CH4
	DC VOLTAGE	5V	3.3V	24V	-12V	5V	12V	24V	-12V	5V	15V	24V	-15V
	RATED CURRENT	8A	8A	1.3A	0.6A	8A	2.4A	1A	0.6A	8A	2A	1A	0.6A
	CURRENT RANGE	2 ~ 10A	0 ~ 10A	0.3 ~ 2A	0 ~ 1A	2 ~ 10A	0 ~ 3A	0.3 ~ 2A	0 ~ 1A	2 ~ 10A	0 ~ 3A	0.3 ~ 2A	0 ~ 1A
	RATED POWER (max.)	104.8W				100W				103W			
	RIPPLE & NOISE (max.) Note.2	100mVp-p	100mVp-p	150mVp-p	150mVp-p	120mVp-p	150mVp-p	200mVp-p	150mVp-p	120mVp-p	180mVp-p	200mVp-p	150mVp-p
	VOLTAGE ADJ. RANGE	CH1: 4.75 ~ 5.5V		CH2: 3.14 ~ 3.63V		CH1: 4.75 ~ 5.5V		CH2: 11.4 ~ 13.2V		CH1: 4.75 ~ 5.5V		CH2: 14.3 ~ 16.5V	
	VOLTAGE TOLERANCE Note.3	±3.0%	±3.0%	±6.0%	±5.0%	±3.0%	±3.0%	±6.0%	±5.0%	±3.0%	±3.0%	±6.0%	±5.0%
	LINE REGULATION	±1.0%	±1.0%	±2.0%	±1.0%	±1.0%	±1.0%	±2.0%	±1.0%	±1.0%	±1.0%	±2.0%	±1.0%
	LOAD REGULATION	±2.0%	±2.0%	±6.0%	±2.0%	±2.0%	±2.0%	±6.0%	±2.0%	±2.0%	±2.0%	±6.0%	±2.0%
SETUP, RISE TIME	800ms, 50ms/230VAC				800ms, 50ms/115VAC at full load								
HOLD TIME (Typ.)	24ms/230VAC		24ms/115VAC at full load										
INPUT	VOLTAGE RANGE Note.5	90 ~ 264VAC		127 ~ 370VDC									
	FREQUENCY RANGE	47 ~ 63Hz											
	POWER FACTOR (Typ.)	PF>0.95/230VAC		PF>0.98/115VAC at full load									
	EFFICIENCY (Typ.)	75%				78%				78%			
	AC CURRENT (Typ.)	1.5A/115VAC		0.75A/230VAC									
	INRUSH CURRENT (Typ.)	COLD START ≤40A/230V											
LEAKAGE CURRENT	<3.5mA / 240VAC												
PROTECTION	OVER LOAD	105 ~ 150% rated output power Protection type : Hiccup mode, recovers automatically after fault condition is removed											
	OVER VOLTAGE	CH1:5.75 ~ 6.75V		CH2:3.8 ~ 4.4V		CH1:5.75 ~ 6.75V		CH2:13.8 ~ 16.2V		CH1:5.75 ~ 6.75V		CH2:17.25 ~ 20.25V	
	OVER TEMPERATURE(OPTION)	95°C ±5°C (TSW1) Protection type : Shut down o/p voltage, recovers automatically after temperature goes down											
ENVIRONMENT	WORKING TEMP.	-10 ~ +60°C (Refer to output load derating curve)											
	WORKING HUMIDITY	20 ~ 90% RH non-condensing											
	STORAGE TEMP., HUMIDITY	-20 ~ +85°C, 10 ~ 95% RH											
	TEMP. COEFFICIENT	±0.03%/°C (0~50°C)											
	VIBRATION	10 ~ 500Hz, 2G 10min./1cycle, 60min. each along X, Y, Z axes											
SAFETY & EMC (Note 4)	SAFETY STANDARDS	UL60950-1, TUV EN60950-1 Approved											
	WITHSTAND VOLTAGE	I/P-O/P:3KVAC I/P-FG:1.5KVAC O/P-FG:0.5KVAC											
	ISOLATION RESISTANCE	I/P-O/P, I/P-FG, O/P-FG:100M Ohms/500VDC											
	EMI CONDUCTION & RADIATION	Compliance to EN55022 (CISPR22) Class B											
OTHERS	HARMONIC CURRENT	Compliance to EN61000-3-2,-3											
	EMS IMMUNITY	Compliance to EN61000-4-2,3,4,5,6,8,11; ENV50204, EN55024, Light industry level, criteria A											
	MTBF	139.9K hrs min. MIL-HDBK-217F (25°C)											
NOTE	DIMENSION	199*99*50mm (L*W*H)											
	PACKING	0.87Kg; 20pcs/18.4Kg/1.28CUFT											
NOTE		1. All parameters NOT specially mentioned are measured at 230VAC input, rated load and 25°C of ambient temperature. 2. Ripple & noise are measured at 20MHz of bandwidth by using a 12" twisted pair-wire terminated with a 0.1uf & 47uf parallel capacitor. 3. Tolerance : includes set up tolerance, line regulation and load regulation. 4. The power supply is considered a component which will be installed into a final equipment. The final equipment must be re-confirmed that it still meets EMC directives. 5. Derating may be needed under low input voltages. Please check the derating curve for more details.											

Mechanical Specification

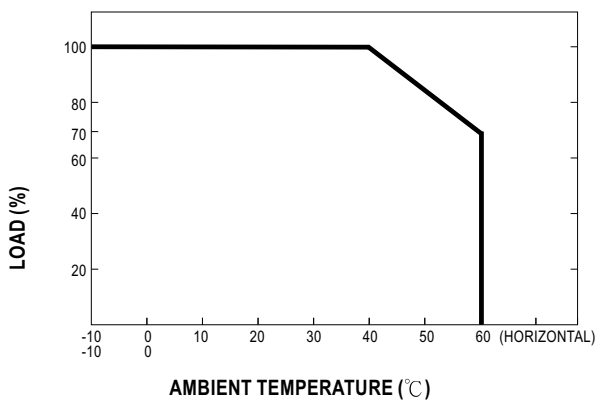
Case No. 916A Unit:mm



Terminal Pin No. Assignment :

Pin No.	Assignment	Pin No.	Assignment	Pin No.	Assignment
1	AC/L	4	DC OUTPUT V4	8,9	DC OUTPUT COM
2	AC/N	5	DC OUTPUT V3	10	DC OUTPUT V2
3	FG	6,7	DC OUTPUT V1		

Derating Curve



Output Derating VS Input Voltage

