



## Power DomiLED™

With its significant power in terms brightness, viewing angle and variety of application possibilities, Power DomiLED™ truly is a standout performer! Ideal for automotive interior lighting as well as home, office and industrial applications, it is also a proven performer in electronic signs and signals.



## Features:

- > High brightness surface mount LED.
- > 120° viewing angle.
- > Small package outline (LxWxH) of 3.2 x 2.8 x 1.8mm.
- > Qualified according to JEDEC moisture sensitivity Level 2.
- > Compatible to both IR reflow soldering and TTW soldering.
- > Environmental friendly; RoHS compliance.



## Applications:

- > Automotive: interior applications, eg: switches, telematics, climate control system, dashboard, etc.  
exterior applications, eg: signal lighting, Center High Mounted Stop Light (CHMSL),
- > Display: full color display video notice board.
- > Industry: white goods (eg: Oven, microwave, etc.).
- > Lighting: architecture lighting, general lighting, garden light, etc





Part Number	Chip Tech/Color	Viewing angle	Total Flux@30mA mlm (typ)	Luminous Intensity@30mA Iv (mcd)
BL-PWW-SJD-C10	InGaN	120	1350	285.0 - 715.0
Bin T1	White			285.0 - 355.0
Bin T2				355.0 - 450.0
Bin U1				450.0 - 560.0
Bin U2				560.0 - 715.0
BL-PWW-UJD-C10	InGaN	120	2000	450.0 - 1125.0
Bin U1	White			450.0 - 560.0
Bin U2				560.0 - 715.0
Bin V1				715.0 - 900.0
Bin V2				900.0 - 1125.0
BL-PWW-UJD-C20	InGaN	120	3000	715.0 - 1400.0
Bin V1	White			715.0 - 900.0
Bin V2				900.0 - 1125.0
Bin W1				1125.0 - 1400.0

\* Not for new design

NOTE

1. All part number above comes in a quantity of 2000 units per reel.
2. Other luminous intensity groups may also be available upon request.
3. Luminous intensity is measured with an accuracy of  $\pm 11\%$ .
4. Wavelength binning is carried for all units as per the wavelength-binning table. Only one wavelength group is allowed for each reel.
5. InGaN wavelength is very sensitive to drive current. Operating at lower current is not recommended and may yield unpredictable performance current pulsing should be used for dimming purposes.
6. An optional Vf binning is also available upon request. Binning scheme is as per following table.



### Electrical Characteristics at Ta=25°C

Part Number	Vf @ If = 30mA			Vr @ Ir = 10uA
	Min. (V)	Typ. (V)	Max. (V)	Min. (V)
BL-PWW	3.05	3.40	4.00	5

Forward voltages are measure using a current pulse of 1 ms and with an accuracy of ± 0.1V.

### Vf Bining (Optional)

Vf @ If = 30mA	Forward Voltage (V)
3A	3.05 ... 3.35
30	3.35 ... 3.65
31	3.65 ... 3.95
32	3.95 ... 4.25

Forward voltage, Vf is measured with an accuracy of ± 0.1V.

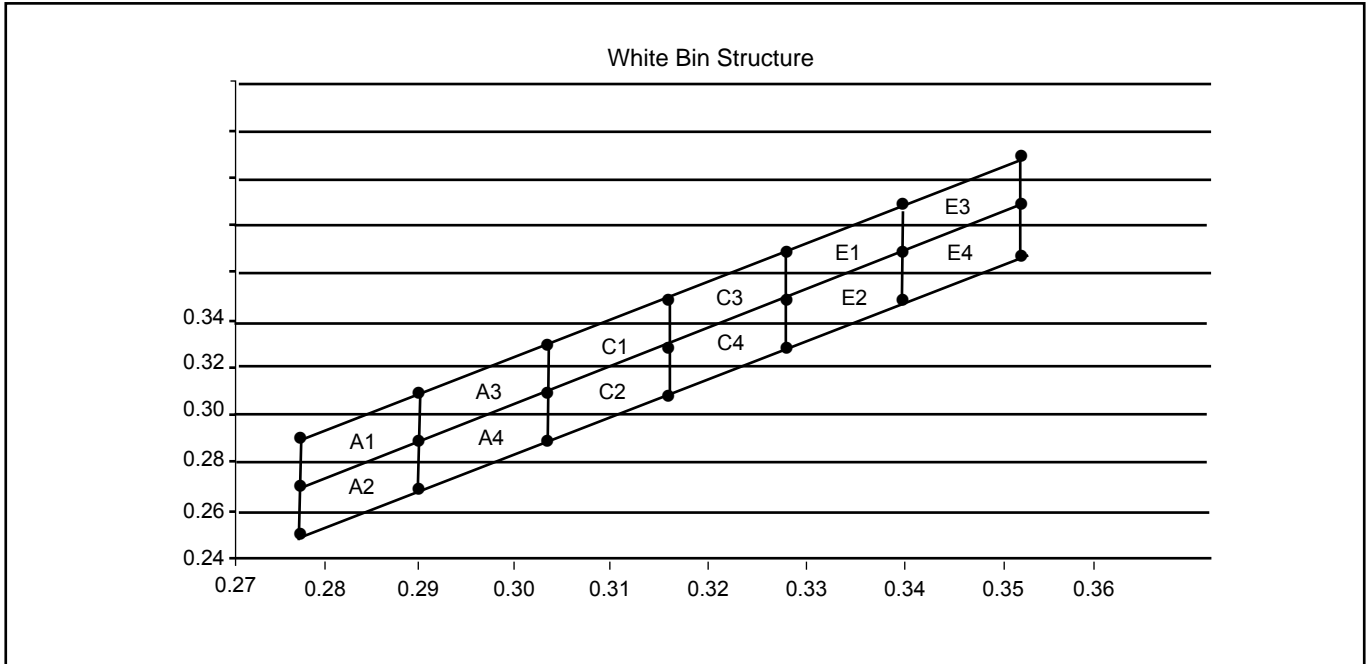
Please consult sales and marketing to incorporate special part number to incorporate Vf binning.

### Absolute Maximum Ratings

	Maximum Value	Unit
DC forward current	30	mA
Peak pulse current; (tp ≤ 10μs, Duty cycle = 0.1)	200	mA
Reverse voltage; Ir (max) = 10μA	5	V
ESD Thereshold (HBM)	2	kV
LED junction temperature	125	°C
Operating temperature	-40 ... +100	°C
Storage temperature	-40 ... +100	°C
Power dissipation (at room temperature)	135	mW



BL-PWW , White coloring Group



Chromaticity coordinate groups are measured with an accuracy of  $\pm 0.01$ .

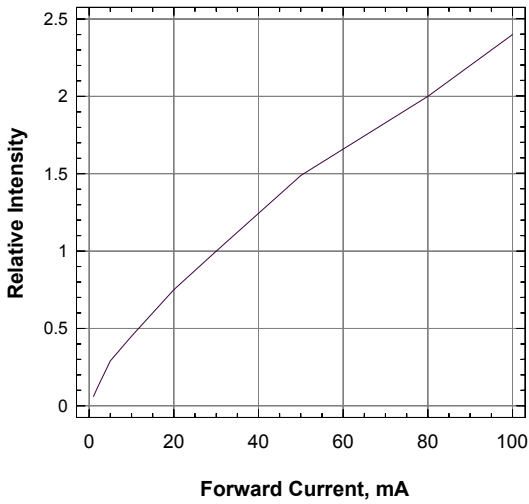
Bin		W			
A1	Cx	0.2775	0.2900	0.2900	0.2775
	Cy	0.2732	0.2939	0.3114	0.2907
A2	Cx	0.2775	0.2900	0.2900	0.2775
	Cy	0.2557	0.2764	0.2939	0.2732
A3	Cx	0.2900	0.3025	0.3025	0.2900
	Cy	0.2939	0.3146	0.3321	0.3114
A4	Cx	0.2900	0.3025	0.3025	0.2900
	Cy	0.2764	0.2971	0.3146	0.2939
C1	Cx	0.3025	0.3150	0.3150	0.3025
	Cy	0.3146	0.3354	0.3529	0.3321
C2	Cx	0.3025	0.3150	0.3150	0.3025
	Cy	0.2971	0.3179	0.3354	0.3146
C3	Cx	0.3150	0.3275	0.3275	0.3150
	Cy	0.3354	0.3561	0.3736	0.3529
C4	Cx	0.3150	0.3275	0.3275	0.3150
	Cy	0.3179	0.3386	0.3561	0.3354

Bin		X			
E1	Cx	0.3275	0.3400	0.3400	0.3275
	Cy	0.3561	0.3768	0.3943	0.3736
E2	Cx	0.3275	0.3400	0.3400	0.3275
	Cy	0.3386	0.3593	0.3768	0.3561
E3	Cx	0.3400	0.3525	0.3525	0.3400
	Cy	0.3768	0.3975	0.4150	0.3943
E4	Cx	0.3400	0.3525	0.3525	0.3400
	Cy	0.3593	0.3800	0.3975	0.3768

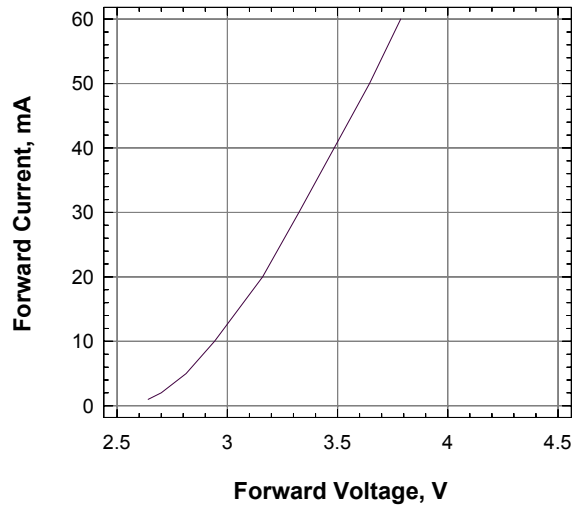
American Bright color coordinate is measured with an accuracy of  $\pm 0.01$ .



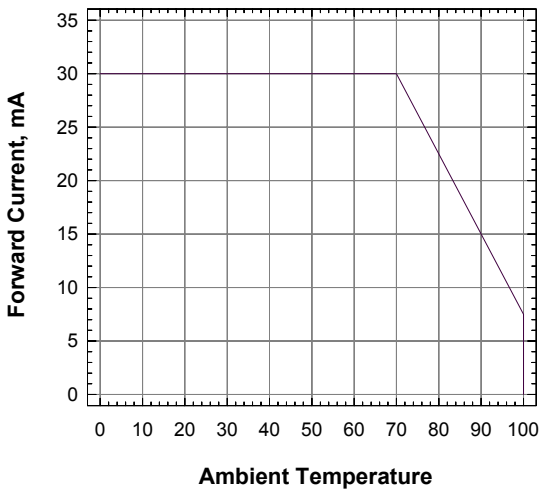
Relative Intensity Vs Forward Current



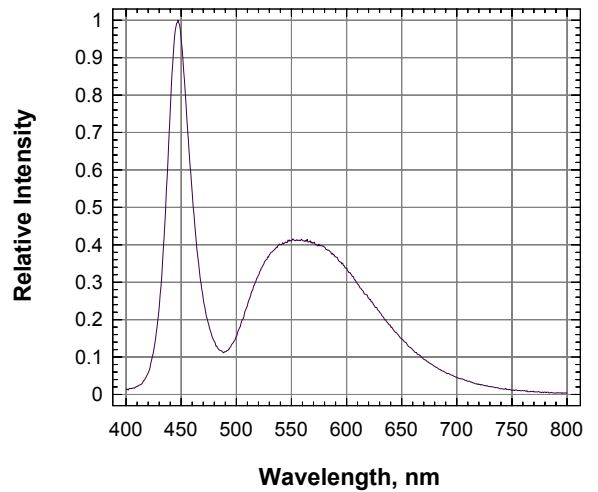
Forward Current Vs Forward Voltage



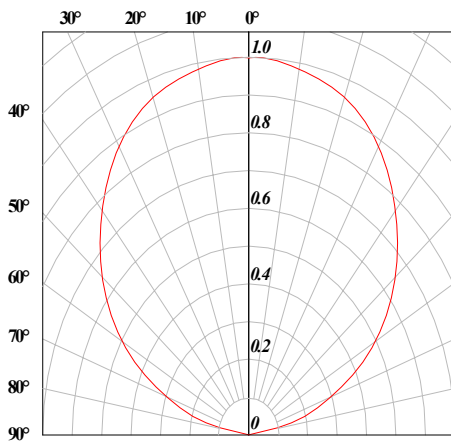
Maximum Current Vs Temperature



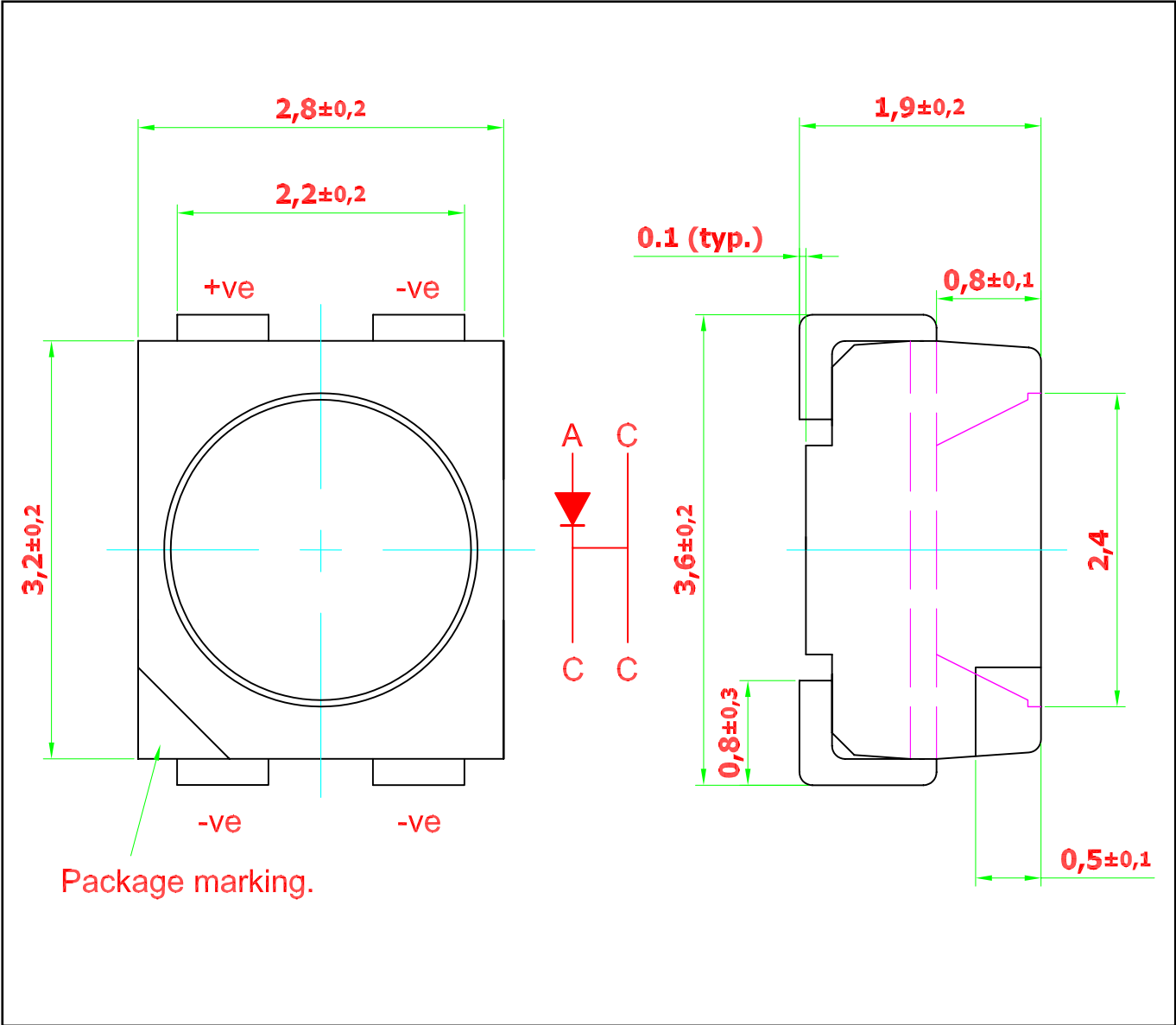
Wavelength Vs Forward Current



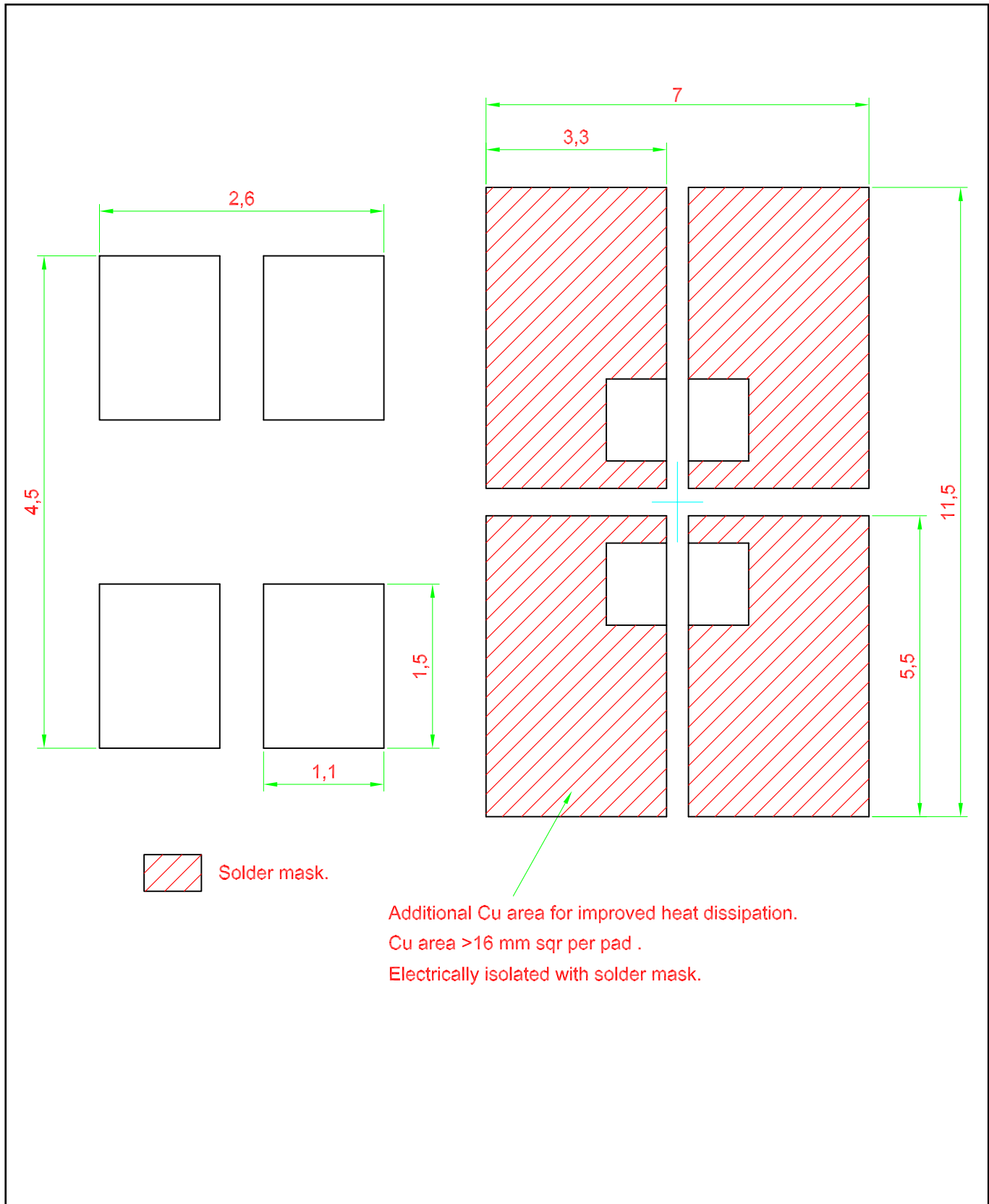
Radiation Pattern



Power Domiled, InGaN BL-PWW

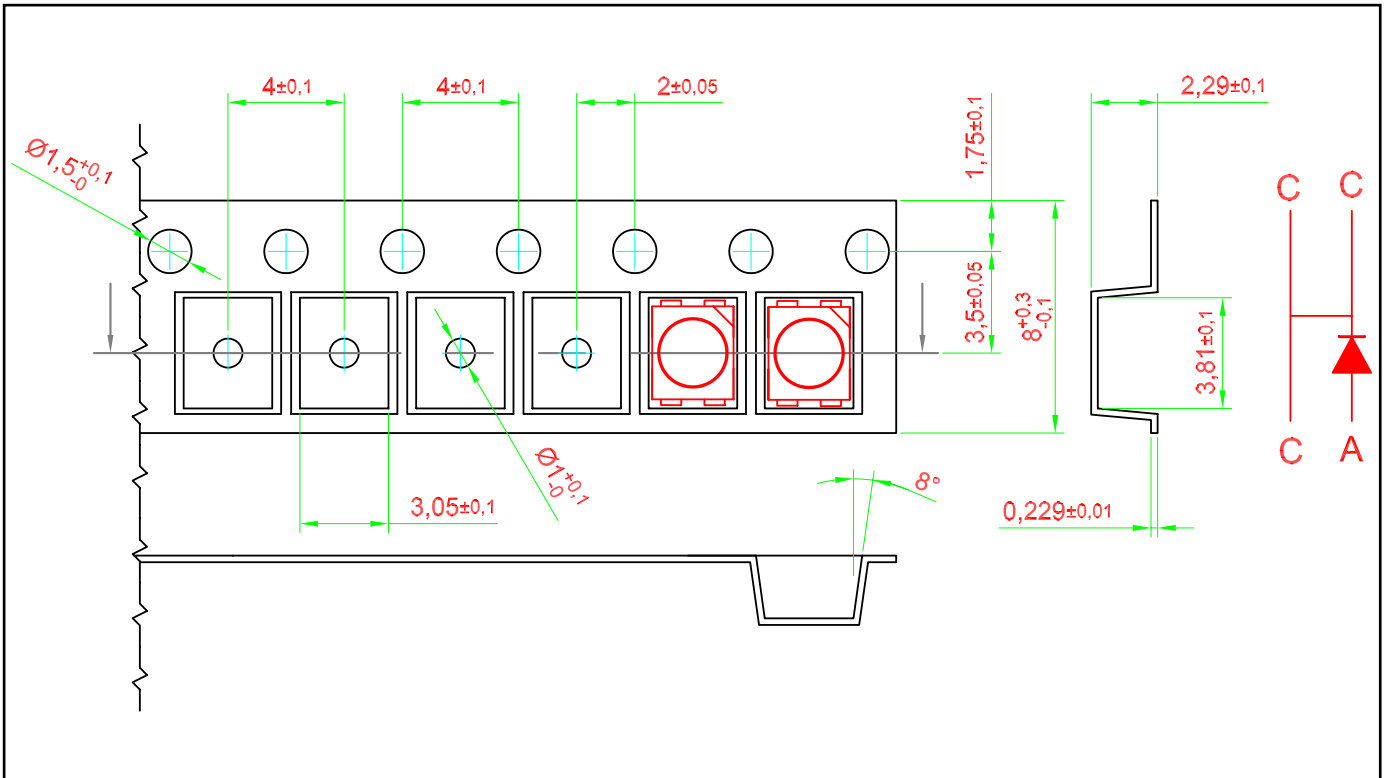


**Recommended Solder Pad**



### Taping and orientation

- Reels come in quantity of 2000 units.
- Reel diameter is 180 mm.



200 mm min. for  $\varnothing 180$  reel.  
200 mm min. for  $\varnothing 330$  reel.

480 mm min. for  $\varnothing 180$  reel.  
960 mm min. for  $\varnothing 330$  reel.

