

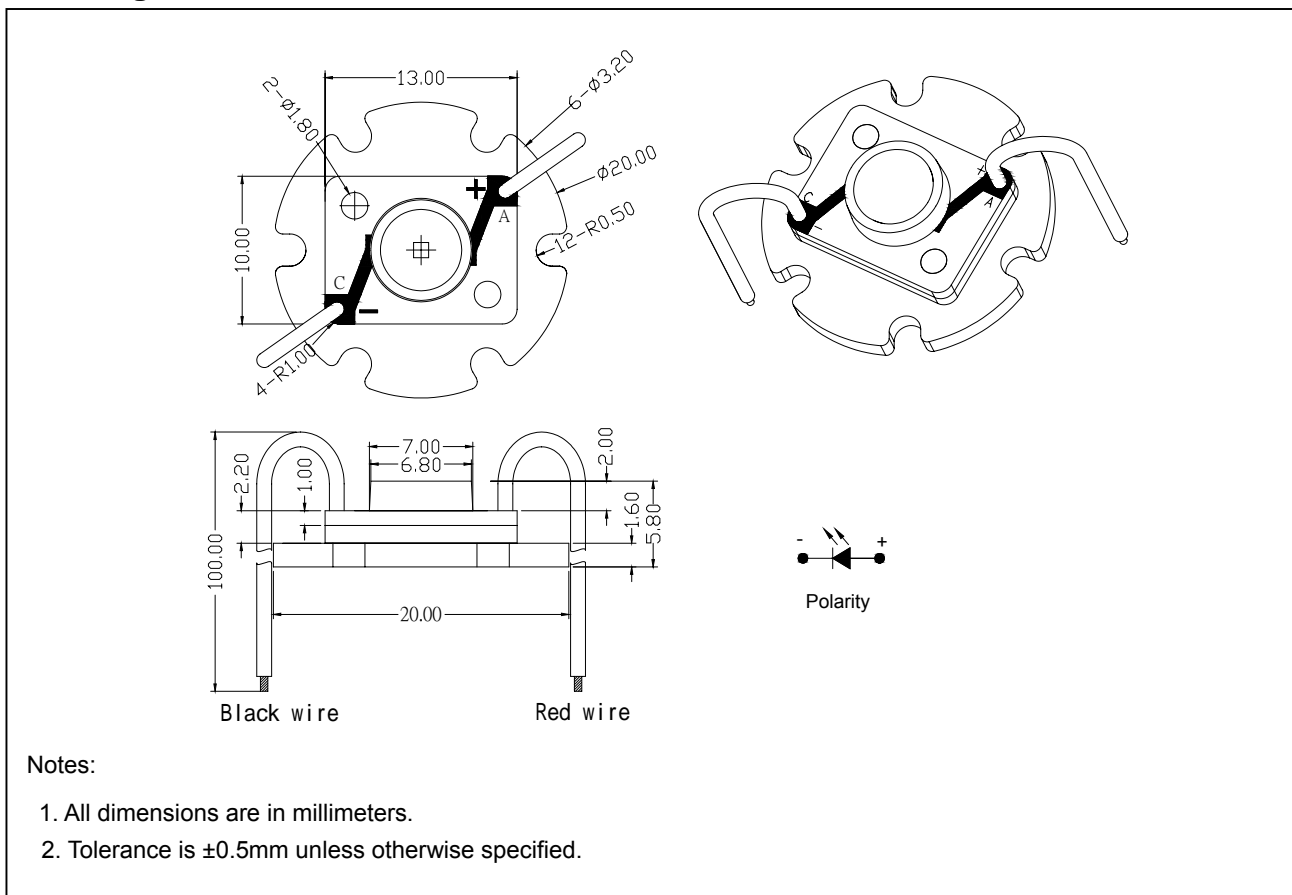
### ● Features:

1. Input power: 1W.
2. Chip material: AlInGaN.
3. Emitted color: Green.
4. High lumen output.
5. High flux density.
6. Low power consumption.
7. Efficient heat transfer.
8. With heat sink.

### ● Applications:

1. Light engine.
2. Torch.
3. Desk lamp.
4. General lighting.

### ● Package dimensions :



● **Absolute maximum ratings(Ta=25°C)**

Parameter	Symbol	Rating	Unit
Power Dissipation	P <sub>D</sub>	1.0	W
DC Forward Current* <sup>1</sup>	I <sub>F</sub>	350	mA
Peak Pulsed Forward Current* <sup>2</sup>	I <sub>FP</sub>	1.0	A
LED Junction Temperature	T <sub>j</sub>	130	°C
Operating Temperature	T <sub>opr</sub>	-30~120	°C
Storage Temperature	T <sub>stg</sub>	-40~120	°C
Reverse Voltage	V <sub>R</sub>	5	V
Soldering Temperature (T=5 sec)	T <sub>sol</sub>	300 ± 5	°C

\*<sup>1</sup>Proper current derating must be followed to keep LED junction temperature (T<sub>j</sub>) below the maximum.

\*<sup>2</sup>Condition for I<sub>FP</sub> is pulsed with 1/10 duty and 0.1msec width.

● **Electrical & Optical Characteristics LED (Ta=25°C)**

Parameter	Symbol	Condition	Min.	Typ.	Max.	Unit
Forward Voltage	V <sub>F</sub>	I <sub>F</sub> =350mA	-	3.5	4.0	V
Total Flux	Φ <sub>v</sub>	I <sub>F</sub> =350mA	20	35	-	lm
Peak Wavelength	ρ	I <sub>F</sub> =350mA	-	525	-	nm
Dominant Wavelength	d	I <sub>F</sub> =350mA	520	-	530	nm
Spectral Line Half-width	Δ λ	I <sub>F</sub> =350mA	-	35	-	nm
Reverse Current	I <sub>R</sub>	V <sub>R</sub> =5V	-	-	50	μA
Thermal Resistance, Junction To Case	R <sub>J-C</sub>	T <sub>J</sub> = 25°C , I <sub>F</sub> = 350mA	-	15	-	°C/W
Viewing Angle	2θ <sub>1/2</sub>	I <sub>F</sub> = 350mA	-	120	-	degree

### ● Typical electro-optical characteristics curves

Fig.1 RELATIVE INTENSITY VS. WAVELENGTH

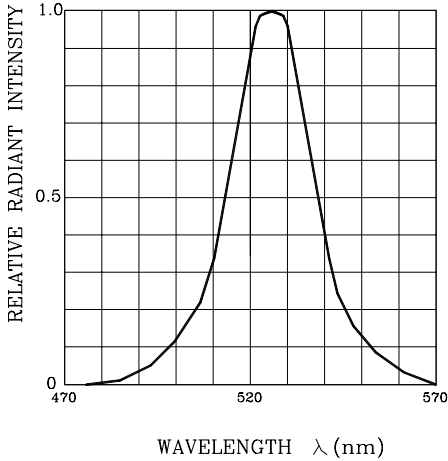


Fig.2 FORWARD CURRENT DERATING CURVE

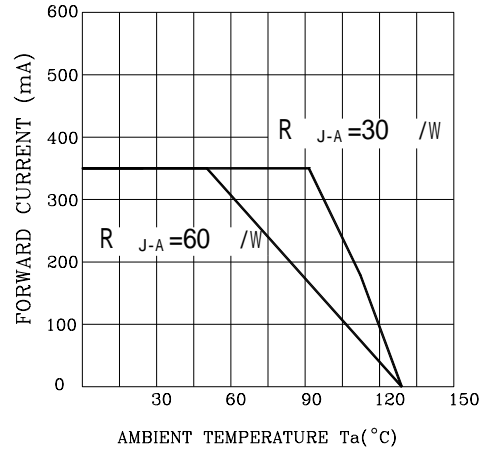


Fig.3 FORWARD CURRENT VS. FORWARD VOLTAGE

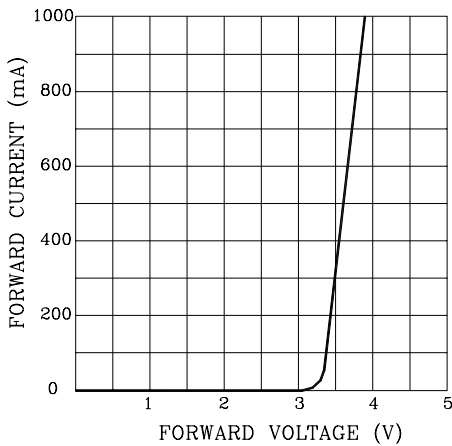


Fig.4 RELATIVE LUMINOUS INTENSITY VS. AMBIENT TEMPERATURE

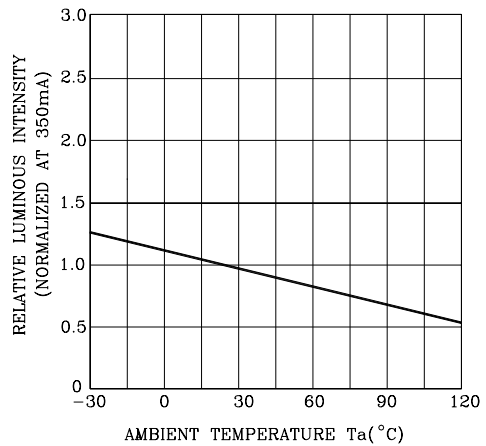


Fig.5 RELATIVE LUMINOUS INTENSITY VS. FORWARD CURRENT

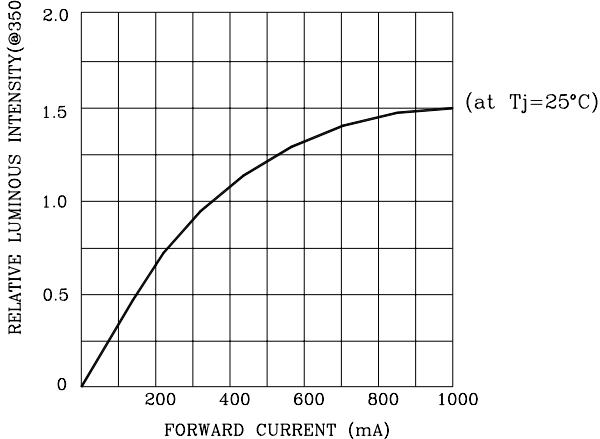
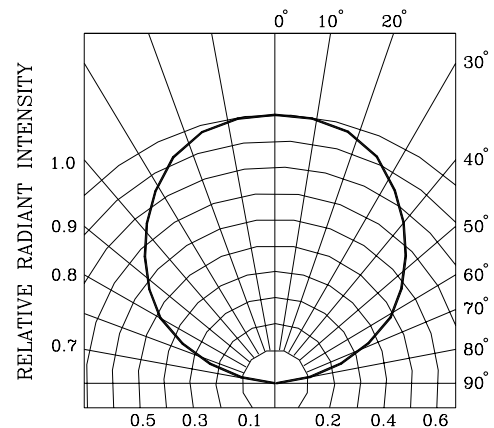
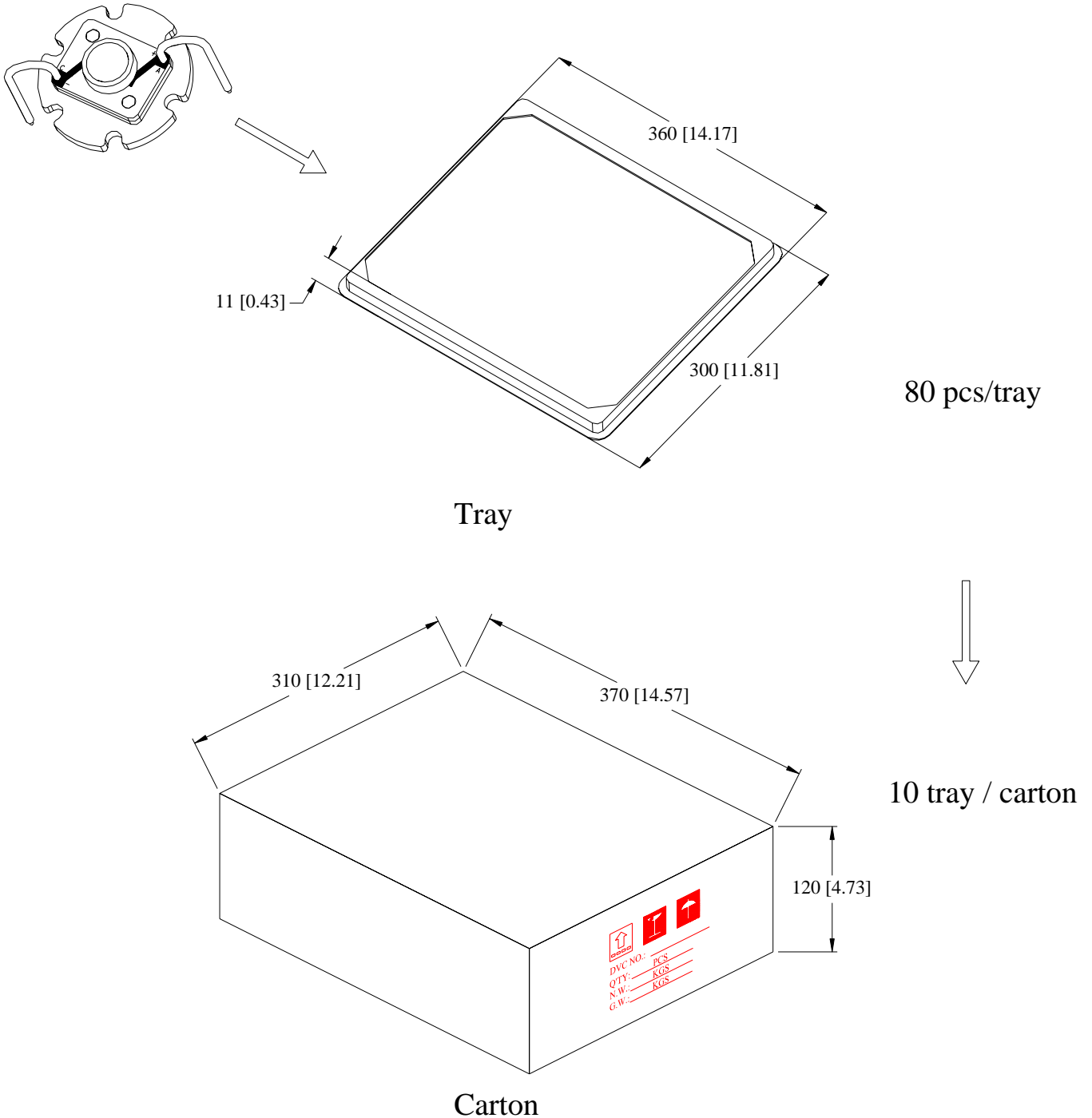


Fig.6 RADIATION DIAGRAM



● Package Method : (unit:mm)



NOTES : Tray : Tolerance is  $\pm 5$  mm unless otherwise noted.

Carton : Tolerance is  $\pm 10$  mm unless otherwise noted.