



CHENMKO ENTERPRISE CO.,LTD

CH491DPT

SURFACE MOUNT

SCHOTTKY BARRIER DIODE

VOLTAGE 25 Volts CURRENT 1 Ampere

Lead free devices

APPLICATION

* Low power rectification for switching power supply

FEATURE

- * Small surface mounting dual element linear type. (SC-59/SOT-346)
- * Ultra low VF. (Vf=0.40V typ. at 1A)
- * IF=1.0A guaranteed despite size

CONSTRUCTION

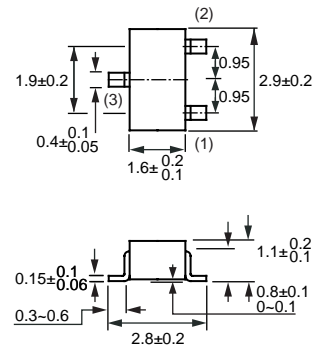
* Silicon epitaxial planar

MARKING

* 10T



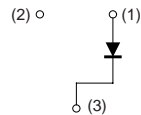
SC-59/SOT-346



Dimensions in millimeters

SC-59/SOT-346

CIRCUIT



MAXIMUM RATINGS (At TA = 25°C unless otherwise noted)

RATINGS	SYMBOL	CH491DPT	UNITS
Maximum Recurrent Peak Reverse Voltage	VRRM	25	Volts
Maximum RMS Voltage	VRMS	18	Volts
Maximum DC Blocking Voltage	VDC	20	Volts
Maximum Average Forward Rectified Current	IO	1.0	Amps
Peak Forward Surge Current at 8.3 mSec single half sine-wave	IFSM	3.0	Amps
Typical Junction Capacitance between Terminal (Note 1)	CJ	30	pF
Maximum Operating Temperature Range	TJ	+125	°C
Storage Temperature Range	TSTG	-40 to +125	°C

ELECTRICAL CHARACTERISTICS (At TA = 25°C unless otherwise noted)

CHARACTERISTICS	SYMBOL	CH491DPT	UNITS
Maximum Instantaneous Forward Voltage at If= 1A	VF	0.45	Volts
Maximum Average Reverse Current at VR= 20V	IR	200	uAmps

NOTES : 1. Measured at 1.0 MHz and applied reverse voltage of 10 volts.
 2. ESD sensitive product handling required.

RATING CHARACTERISTIC CURVES (CH491DPT)

FIG. 1 - FORWARD CHARACTERISTICS

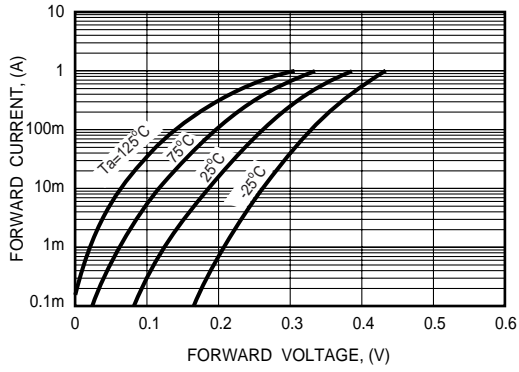


FIG. 2 - REVERSE CHARACTERISTICS

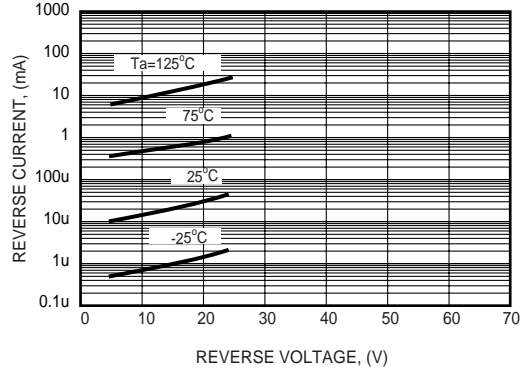


FIG. 3 - TYPICAL JUNCTION CAPACITANCE

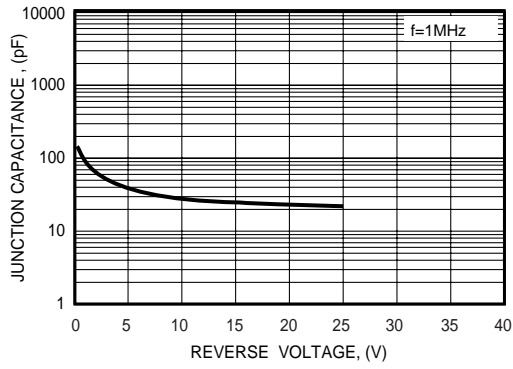


FIG. 4 - FORWARD POWER DISSIPATION CHARACTERISTICS

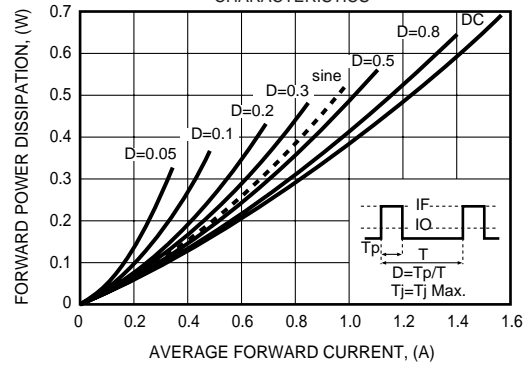


FIG. 5 - DERATING CURVE BY AMBIENT

