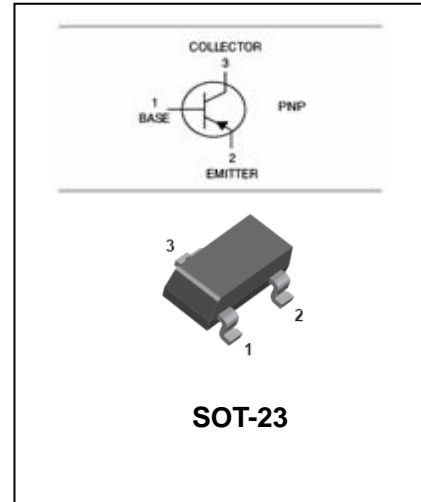


## PNP General Purpose Amplifier

## MMBT2907A

### FEATURES

- Epitaxial planar die construction.
- Complementary NPN type available MMBT2222A.
- Ideal for medium power amplification and switching.



### APPLICATIONS

- This device is designed as a general purpose amplifier and switching.
- The useful dynamic range extends to 600mA as a switch and to 100MHz as a amplifier.

### ORDERING INFORMATION

Type No.	Marking	Package Code
MMBT2907A	2F	SOT-23

### MAXIMUM RATING @ Ta=25°C unless otherwise specified

Symbol	Parameter	Value	Unit
V <sub>CBO</sub>	Collector-Base Voltage	-60	V
V <sub>CEO</sub>	Collector-Emitter Voltage	-60	V
V <sub>EBO</sub>	Emitter-Base Voltage	-5	V
I <sub>C</sub>	Collector Current -Continuous	-600	mA
P <sub>D</sub>	Total Device Dissipation	300	mW
R <sub>θjA</sub>	Thermal Resistance Junction to Ambient	375	°C/W
T <sub>j</sub> , T <sub>stg</sub>	Junction and Storage Temperature	-55to+150	°C

These ratings are limiting values above which the serviceability of any semiconductor device may be impaired.

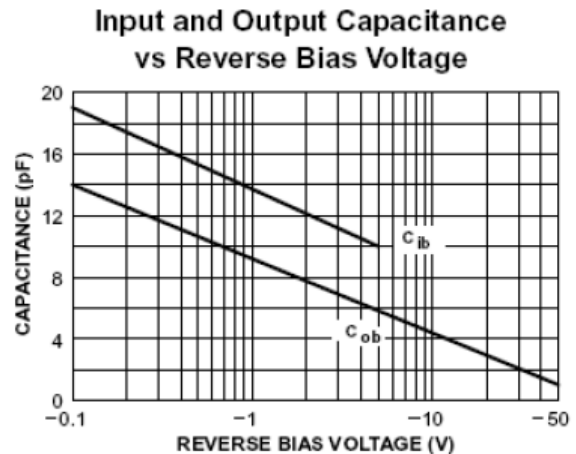
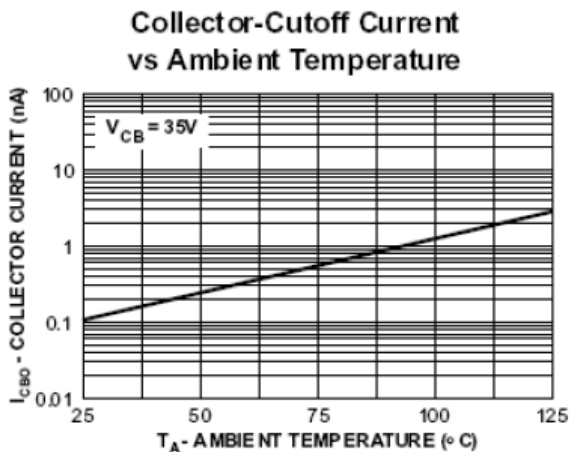
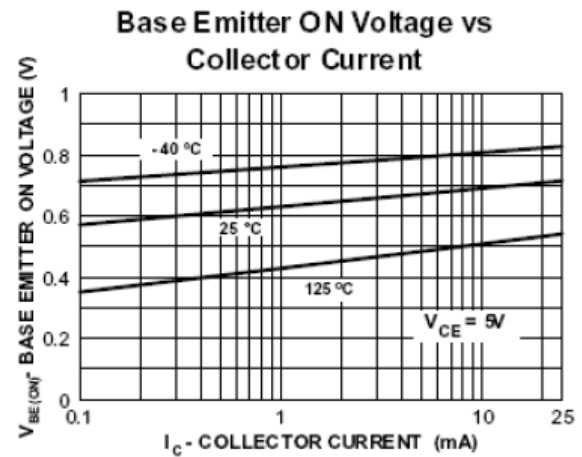
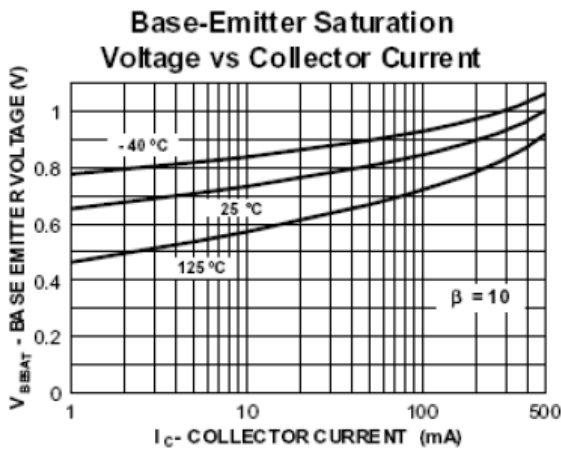
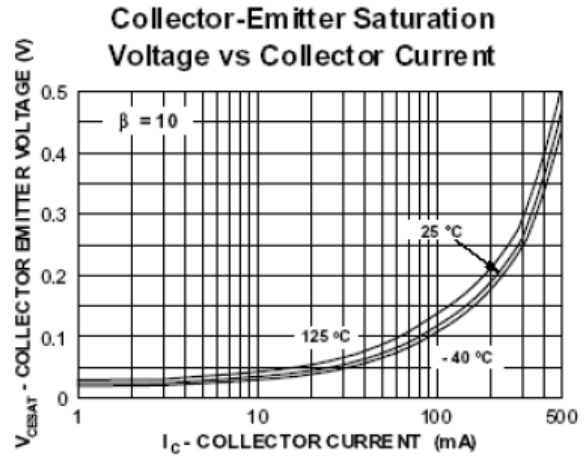
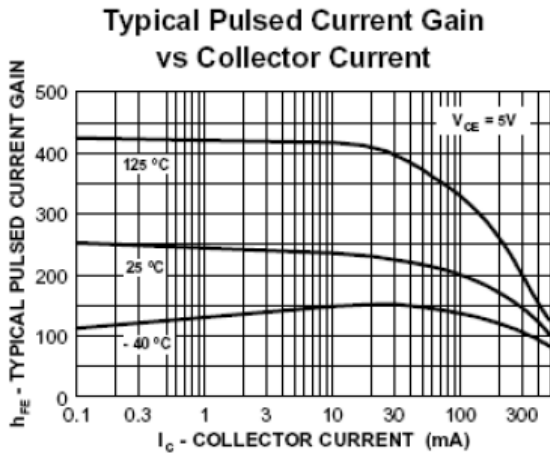
**PNP General Purpose Amplifier****MMBT2907A****ELECTRICAL CHARACTERISTICS @ Ta=25°C unless otherwise specified**

Parameter	Symbol	Test conditions	MIN	TYP	MAX	UNIT
Collector-base breakdown voltage	$V_{(BR)CBO}$	$I_C = -10\mu A$ $I_E = 0$	-60			V
Collector-emitter breakdown voltage	$V_{(BR)CEO}$	$I_C = -10mA$ $I_B = 0$	-60			V
Emitter-base breakdown voltage	$V_{(BR)EBO}$	$I_E = -10\mu A$ $I_C = 0$	-5			$\mu V$
Collector cut-off current	$I_{CBO}$	$V_{CB} = -50V$ $I_E = 0$			-0.1	$\mu A$
Collector cut-off current	$I_{CEO}$	$V_{CE} = -3V$ $I_B = 0$			-0.1	$\mu A$
Emitter cut-off current	$I_{EBO}$	$V_{CE} = -3V$ $I_C = 0$			-0.1	$\mu A$
DC current gain	$h_{FE}$	$V_{CE} = -10V$ $I_C = -150mA$ $V_{CE} = -10V$ $I_C = -1mA$	100 50		300	
Collector-emitter saturation voltage	$V_{CE(sat)}$	$I_C = -500mA$ $I_B = -50mA$			-1	V
Base-emitter saturation voltage	$V_{BE(sat)}$	$I_C = -500mA$ $I_B = -50mA$			-2	V
Transition frequency	$f_T$	$V_{CE} = -20V$ $I_C = -50mA$ $f = 100MHz$	200			MHz
Delay time	$t_d$	$V_{CE} = -30V$ , $I_C = -150mA$ , $I_{B1} = -I_{B2} = -15mA$			10	ns
Rise time	$t_r$				40	ns
Storage time	$t_s$	$V_{CE} = -6V$ , $I_C = -150mA$ $I_{B1} = -I_{B2} = -15mA$			80	ns
Fall time	$t_f$				30	ns

## PNP General Purpose Amplifier

## MMBT2907A

TYPICAL CHARACTERISTICS @  $T_a=25^\circ\text{C}$  unless otherwise specified



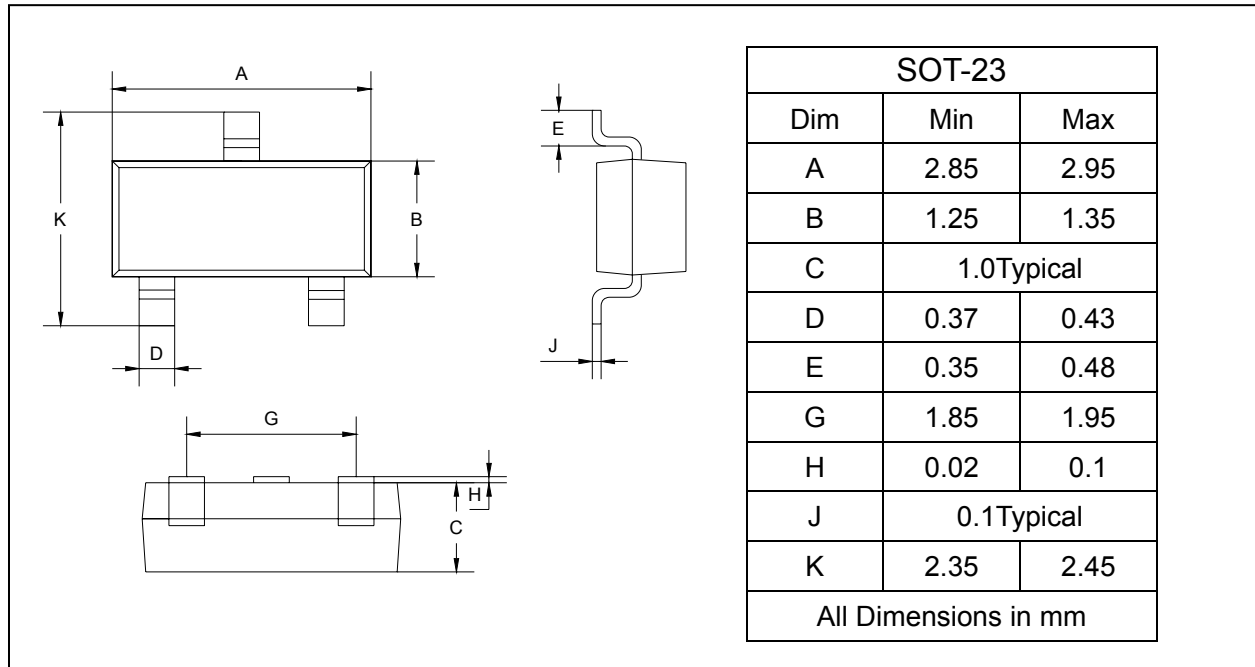
## PNP General Purpose Amplifier

## MMBT2907A

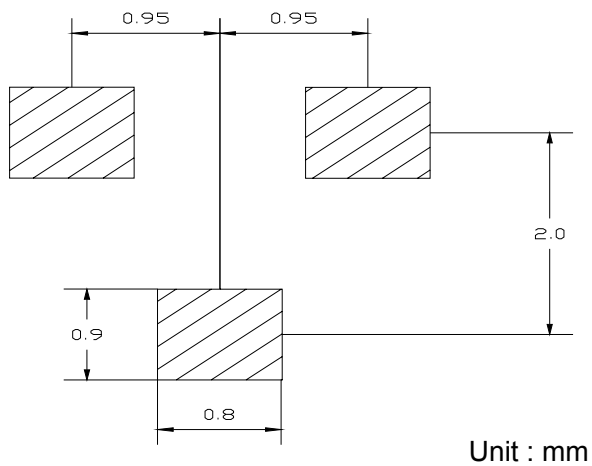
### PACKAGE OUTLINE

Plastic surface mounted package

SOT-23



### SOLDERING FOOTPRINT



### PACKAGE INFORMATION

Device	Package	Shipping
MMBT2907A	SOT-23	3000/Tape&Reel