



MCMR & MCMHR Series

Ultra - Miniaturized Radial Capacitors



Features:

- Ultra miniature radial electrolytic capacitors.
- Developed short body length to 7mm, for the demand of smaller and thinner electronic equipment.
- Suitable for high-density electronic equipment, such as: automatic office machines, pocket calculators, car stereos and mini-audio sets, VCR, camera, CD-ROM, notebook, etc.

Specifications

Number	Item	Performance																																					
		MCMHR series	MCMR series																																				
1	Operating temperature	-40°C to +105°C	-40°C to +85°C																																				
2	Rated working voltage range	6.3 - 63V dc	10 - 63V dc																																				
3	Nominal capacitance range	0.1 - 330µF	0.1 - 220µF																																				
4	Capacitance tolerance	±20% (at 20°C, 120Hz)																																					
5	Leakage current	I = 0.01CV or 3µA whichever is greater after two minutes																																					
6	Dissipation factor (tanδ)(120Hz/+20°C)	<table border="1"> <tr> <td>Working voltage (V)</td> <td>6.3</td> <td>16</td> <td>35</td> <td>50</td> <td>63</td> </tr> <tr> <td>tanδ maximum</td> <td>0.24</td> <td>0.16</td> <td>0.12</td> <td>0.1</td> <td>0.08</td> </tr> </table>	Working voltage (V)	6.3	16	35	50	63	tanδ maximum	0.24	0.16	0.12	0.1	0.08	<table border="1"> <tr> <td>Working voltage (V)</td> <td>10</td> <td>16</td> <td>25</td> <td>35</td> <td>63</td> </tr> <tr> <td>tanδ maximum</td> <td>0.2</td> <td>0.16</td> <td>0.14</td> <td>0.12</td> <td>0.08</td> </tr> </table>	Working voltage (V)	10	16	25	35	63	tanδ maximum	0.2	0.16	0.14	0.12	0.08												
		Working voltage (V)	6.3	16	35	50	63																																
tanδ maximum	0.24	0.16	0.12	0.1	0.08																																		
Working voltage (V)	10	16	25	35	63																																		
tanδ maximum	0.2	0.16	0.14	0.12	0.08																																		
7	Characteristics at low temperature (stability at 120Hz)	<table border="1"> <tr> <td>Working voltage (V)</td> <td>6.3</td> <td>16</td> <td>35</td> <td>50</td> <td>63</td> </tr> <tr> <td>-25°C/+20°C</td> <td>4</td> <td colspan="2">2</td> <td colspan="2"></td> </tr> <tr> <td>-40°C/+20°C</td> <td>8</td> <td>4</td> <td colspan="2">3</td> <td></td> </tr> </table>	Working voltage (V)	6.3	16	35	50	63	-25°C/+20°C	4	2				-40°C/+20°C	8	4	3			<table border="1"> <tr> <td>Working voltage (V)</td> <td>10</td> <td>16</td> <td>25</td> <td>35</td> <td>63</td> </tr> <tr> <td>-25°C/+20°C</td> <td>3</td> <td colspan="2">2</td> <td colspan="2"></td> </tr> <tr> <td>-40°C/+20°C</td> <td>6</td> <td>4</td> <td colspan="2">3</td> <td></td> </tr> </table>	Working voltage (V)	10	16	25	35	63	-25°C/+20°C	3	2				-40°C/+20°C	6	4	3		
		Working voltage (V)	6.3	16	35	50	63																																
		-25°C/+20°C	4	2																																			
-40°C/+20°C	8	4	3																																				
Working voltage (V)	10	16	25	35	63																																		
-25°C/+20°C	3	2																																					
-40°C/+20°C	6	4	3																																				

MCMR & MCMHR Series

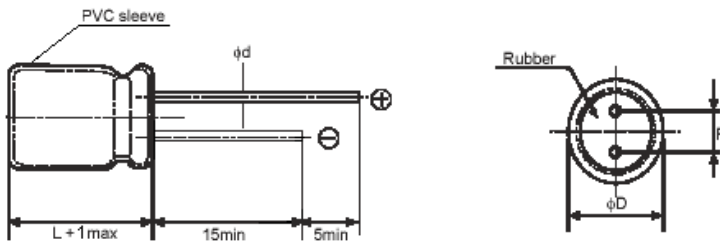
Ultra - Miniaturized Radial Capacitors



Specifications

Number	Item	Performance	
		MCMHR series	MCMR series
8	High temperature loading	After 1000 hours application of DC rated voltage at +105°C, The capacitor shall meet the following limits: Post test requirements at +20°C.	
		After 1000 hours application of DC rated voltage at +85°C, The capacitor shall meet the following limits: Post test requirements at +20°C.	
		Leakage current	≤ the initial specified value
		Capacitance change	≤ ±20% of initial measured value
		Dissipation factor (tanδ)	≤ 200% of initial specified value
9	Shelf life	After storage for 500 hours at +105°C with no voltage applied. Post test requirements at +20°C. Same limits as high temperature loading.	After storage for 500 hours at +85°C with no voltage applied. Post test requirements at +20°C. Same limits as high temperature loading.
10	Solvent proof	This capacitor can withstand circuit-board cleaning within 5 minutes dipped in Freon TE, TES, at 40°C (ultrasonic also permitted) or in the steam of these cleaners.	

Diagram of Dimensions



Dimensions: MCMR series

Dφ (+0.5 maximum)	4	5	6.3
F (±0.5)	1.5	2	2.5
dφ (±0.02)	0.45	0.45	0.45
Height (L)	7		

Dimensions : Millimetres

Dimensions: MCMHR series

Dφ (+0.5 maximum)	4	5	6.3	8
F (±0.5)	1.5	2	2.5	3.5
dφ (±0.02)	0.45	0.45	0.45	0.5
Height (L)	7			

Dimensions : Millimetres



MCMR & MCMHR Series

Ultra - Miniaturized Radial Capacitors



Case Size Table: MCMR series

Diameter x Height

W.V μF	10	16	25	35	63
0.1	-	-	-	-	4 x 7
0.22	-	-	-	-	
0.47	-	-	-	-	
1	-	-	-	-	
2.2	-	-	-	-	
4.7	-	-	-	-	
10	-	-	4 x 7		6.3 x 7
22	-	4 x 7	5 x 7	5 x 7	-
33	4 x 7	5 x 7		6.3 x 7	6.3 x 7
47			-		
100	5 x 7	6.3 x 7	8 x 7 (8 x 9)		-
220	6.3 x 7	8 x 7 (8 x 9)	-	-	-

Dimensions : Millimetres

Case Size Table: MCMHR series

Diameter X Height

W.V μF	6.3	16	35	50	63
0.1	-	-	-	4 x 7	
0.33	-	-	-		
1	-	-	-		
3.3	-	-	-		
4.7	-	-	4 x 7	5 x 7	
10	-	4 x 7	5 x 7	6.3 x 7	
22	4 x 7	5 x 7	6.3 x 7	6.3 x 7	-
33	5 x 7	6.3 x 7		8 x 7	8 x 7
47			-		
100	6.3 x 7	-	-	-	-
220	8 x 7	8 x 9	-	-	-
330			-	-	-

Dimensions : Millimetres



MCMR & MCMHR Series

Ultra - Miniaturized Radial Capacitors



Specification Table MCMR Series 7mm – 85°C

Working Voltage (V)	Capacitance (µF)	Ripple Current (A)	Lead Diameter	Lead Pitch	Part Number
10	33	43.0	0.45	1.5	MR10V336M4X7
	47	59.0			MR10V476M4X7
	100	87.0		2.0	MR10V107M5X7
	220	145.0		2.5	MR10V227M6.3X7
16	22	180.0		1.5	MR16V226M4X7
	47	65.0		2.0	MR16V476M5X7
	100	98.0		2.5	MR16V107M6.3X7
25	10	28.0		1.5	MR25V106M4X77
	22	48.0		2.0	MR25V226M5X7
	33	58.0			MR25V336M5X7
	47	71.0		2.5	MR25V476M6.3X7
35	10	31.0		1.5	MR35V106M4X7
	22	52.0		2.0	MR35V226M5X7
	33	65.0		2.5	MR35V336M6.3X7
	47	73.0			MR35V476M6.3X7
63	0.1	2.0		1.5	MR63V104M4X7
	0.22	4.5	MR63V224M4X7		
	0.47	7.0	MR63V474M4X7		
	01	13.0	MR63V105M4X7		
	2.2	21.5	MR63V225M4X7		
	4.7	32.4	2.0		MR63V475M5X7

Dimensions : Millimetres

MCMR & MCMHR Series

Ultra - Miniaturized Radial Capacitors



Specification Table MCMHR Series 7mm – 105°C

Working Voltage (V)	Capacitance (µF)	Ripple Current (A)	Lead Diameter	Lead Pitch	Part Number
6.3	22	34.0	0.45	1.5	MR6V3226M4X7
	33	42.0		2.0	MR6V3336M5X7
	47	50.0			MR6V3476M5X7
	100	77.0	0.50	2.5	MR6V3107M6.3X7
	220	130.0		3.5	MR6V3227M8X7
	330	170.0			MHR6V3337M8X7
16	10	29.0	0.45	1.5	MHR16V106M4X7
	22	44.0		2.0	MHR16V226M5X7
	33	57.0		2.5	MHR16V336M6.3X7
	47	68.0			MHR16V476M6.3X7
	100	107.0			MHR16V107M6.3X7
35	10	36.0	0.50	2.0	MHR35V106M5X7
	22	57.0		2.5	MHR35V226M6.3X7
	33	72.0			MHR35V336M6.3X7
	47	81.0			3.5
50	0.33	3.5	0.45	1.5	MHR50V334M4X7
	3.3	24.0			MHR50V335M4X7
	10	44.0		2.5	MHR50V106M6.3X7
	22	65.0			MHR50V226M6.3X7
63	0.1	2.0	0.45	1.5	MHR63V104M4X7
	0.33	5.8			MHR6V3334M4X7
	01	13.0			MHR63V105M4X7
	4.7	32.4		2.0	MHR63V475M5X7

Dimensions : Millimetres



MCMR & MCMHR Series

Ultra - Miniaturized Radial Capacitors



Notes:

International Sales Offices:



AUSTRALIA - Farnell InOne
Tel No: ++ 61 2 9645 8888
Fax No: ++ 61 2 9644 7898



FINLAND - Farnell InOne
Tel No: ++ 358 9 560 7780
Fax No: ++ 358 9 345 5411



NETHERLANDS - Farnell InOne
Tel No: ++ 31 30 241 7373
Fax No: ++ 31 30 241 7333



SWITZERLAND - Farnell InOne
Tel No: ++ 41 1 204 64 64
Fax No: ++ 41 1 204 64 54



AUSTRIA - Farnell InOne
Tel No: ++ 43 662 2180 680
Fax No: ++ 43 662 2180 670



FRANCE - Farnell InOne
Tel No: ++ 33 474 68 99 99
Fax No: ++ 33 474 68 99 90



NEW ZEALAND - Farnell InOne
Tel No: ++ 64 9 357 0646
Fax No: ++ 64 9 357 0656



UK - Farnell InOne
Tel No: ++ 44 8701 200 200
Fax No: ++ 44 8701 200 201



BELGIUM - Farnell InOne
Tel No: ++ 32 3 475 2810
Fax No: ++ 32 3 227 3648



GERMANY - Farnell InOne
Tel No: ++ 49 89 61 39 39 39
Fax No: ++ 49 89 613 59 01



NORWAY - Farnell InOne
Tel No: ++ 45 44 53 66 66
Fax No: ++ 45 44 53 66 02



UK - BuckHickman InOne
++ 44 8450 510 150
++ 44 8450 510 130



BRAZIL - Farnell-Newark InOne
Tel No: ++ 55 11 4066 9400
Fax No: ++ 55 11 4066 9410



HONG KONG - Farnell-Newark InOne
Tel No: ++ 852 2268 9888
Fax No: ++ 852 2268 9899



PORTUGAL - Farnell InOne
Tel No: ++ 34 93 475 8804
Fax No: ++ 34 93 474 5288



UK - CPC
++ 44 8701 202 530
++ 44 8701 202 531



CHINA - Farnell-Newark InOne
Tel No: ++86 10 6238 5152
Fax No: ++86 10 6238 5022



IRELAND - Farnell InOne
Tel No: ++ 353 1 830 9277
Fax No: ++ 353 1 830 9016



SINGAPORE - Farnell-Newark InOne
Tel No: ++ 65 6788 0200
Fax No: ++ 65 6788 0300



EXPORT - Farnell InOne
Tel No: ++ 44 8701 200 208
Fax No: ++ 44 8701 200 209

For enquiries from all other markets



DENMARK - Farnell InOne
Tel No: ++ 45 44 53 66 44
Fax No: ++ 45 44 53 66 06



ITALY - Farnell InOne
Tel No: ++ 39 02 93 995 200
Fax No: ++ 39 02 93 995 300



SPAIN - Farnell InOne
Tel No: ++ 34 93 475 8805
Fax No: ++ 34 93 474 5107



ESTONIA - Farnell InOne
Tel No: ++ 358 9 560 7780
Fax No: ++ 358 9 345 5411



MALAYSIA - Farnell-Newark InOne
Tel No: ++ 60 3 7873 8000
Fax No: ++ 60 3 7873 7000



SWEDEN - Farnell InOne
Tel No: ++ 46 8 730 50 00
Fax No: ++ 46 8 83 52 62

<http://www.farnellinone.com>

<http://www.buckhickmaninone.com>

<http://www.cpc.co.uk>

Disclaimer This data sheet and its contents (the "Information") belong to the Premier Farnell Group (the "Group") or are licensed to it. No licence is granted for the use of it other than for information purposes in connection with the products to which it relates. No licence of any intellectual property rights is granted. The Information is subject to change without notice and replaces all data sheets previously supplied. The Information supplied is believed to be accurate but the Group assumes no responsibility for its accuracy or completeness, any error in or omission from it or for any use made of it. Users of this data sheet should check for themselves the Information and the suitability of the products for their purpose and not make any assumptions based on information included or omitted. Liability for loss or damage resulting from any reliance on the Information or use of it (including liability resulting from negligence or where the Group was aware of the possibility of such loss or damage arising) is excluded. This will not operate to limit or restrict the Group's liability for death or personal injury resulting from its negligence. Multicomp is the registered trademark of the Group. © Premier Farnell plc 2004.

