

CSX1 Model

5X7 mm Low Profile SMD Crystal

Frequency Range: 8MHz to 49.152MHz (fund)

Calibration Tolerance: ±10ppm to ±50ppm

Frequency Stability: ±10ppm to ±100ppm

Temperature Ranges: 0°C to 70°C

-20°C to 70°C

-40°C to 85°C

-40°C to 85°C

Storage:

Shunt Capacitance: 5.0pF Max

Drive Level: 50 uW Typical, 300uW Max

Aging: ± 3ppm Max 1st/yr


ESR: see table 1

Packaging: 1K Tape and Reel

**** Custom Designs Available**

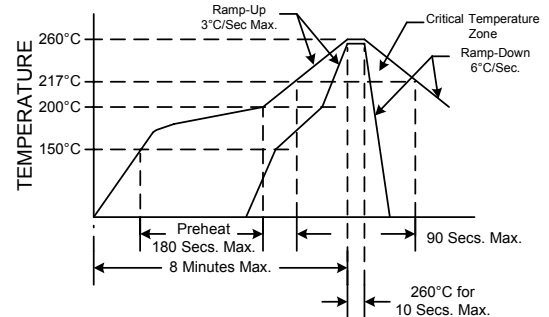


Quartz Crystal

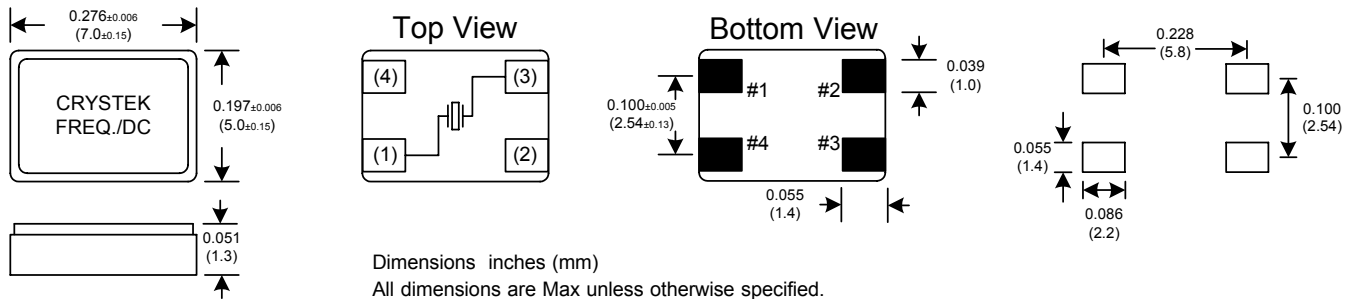


Designed to meet the precision and space requirements needed for wireless applications.

RECOMMENDED REFLOW SOLDERING PROFILE



NOTE: Reflow Profile with 240°C peak also acceptable.



Build Your Own P/N

CSX1-XX-XX-Freq

Frequency Tolerance at 25°C	
A	±10 ppm
B	±25 ppm
C	±50 ppm

Example:

CSX1-AB-18-45.000 = ±10ppm at 25°C, ±25ppm -20 to 70°C, 18pF Load Cap, 45.000MHz

Frequency Stability over Temp Range		
M	±10 ppm	(0 to 70°C)
N	±15 ppm	(0 to 70°C)
O	±20 ppm	(0 to 70°C)
P	±25 ppm	(0 to 70°C)
R	±50 ppm	(0 to 70°C)
S	±100 ppm	(0 to 70°C)
A	±10 ppm	(-20 to 70°C)
E	±20 ppm	(-20 to 70°C)
B	±25 ppm	(-20 to 70°C)
C	±50 ppm	(-20 to 70°C)
D	±100 ppm	(-20 to 70°C)
H	±20 ppm	(-40 to 85°C)
J	±25 ppm	(-40 to 85°C)
K	±50 ppm	(-40 to 85°C)
L	±100 ppm	(-40 to 85°C)

Resistance at series resonance	
Freq. (MHz)	Max ESR
8.0 - 20.0 (F)	50
20.1 - 49.0 (F)	40

Table 1

PIN	Signal
1	Crystal
2	GND
3	Crystal
4	GND

Load Capacitance	
S=	Series
14=	14 pF
16=	16 pF
18=	18 pF
20=	20 pF
22=	22 pF
25=	25 pF
32=	32 pF

Specifications subject to change without notice.

TD-021009 Rev. E

