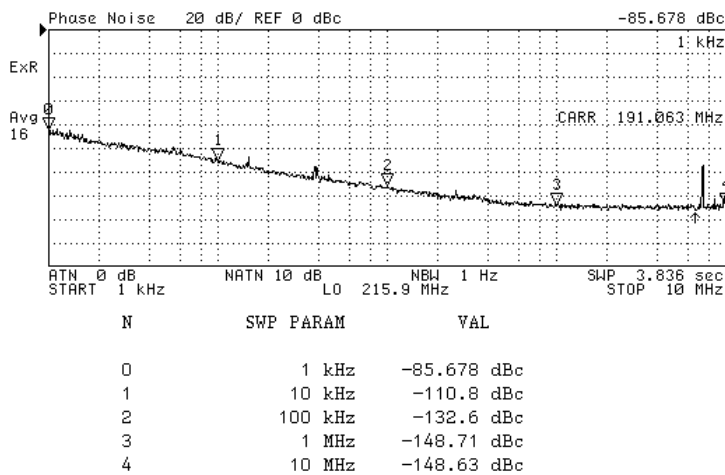


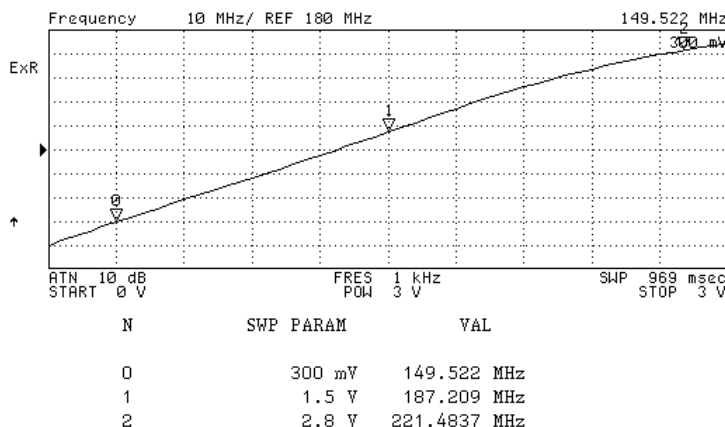


PERFORMANCE SPECIFICATION	MIN	TYP	MAX	UNITS
Lower Frequency:			160	MHz
Upper Frequency:	220			MHz
Tuning Voltage:	0.3		2.8	VDC
Supply Voltage:	2.85	3.3	3.15	VDC
Output Power:	-4.0	0	+4.0	dBm
Supply Current:			15	mA
Harmonic Suppression (2 nd Harmonic):		-10		dBc
Pushing:		0.5		MHz/V
Pulling, all Phases:		1.0		MHz pk-pk
Tuning Sensitivity:		52		MHz/V
Phase Noise @ 10kHz offset:		-110	-105	dBc/Hz
Phase Noise @ 100kHz offset:		-131		dBc/Hz
Load Impedance:		50		Ω
Input Capacitance:			220	pF
Operating Temperature Range:	-20		+70	$^{\circ}\text{C}$
Storage Temperature Range:	-45		+90	$^{\circ}\text{C}$

Phase Noise
(1 Hz BW, Typical)

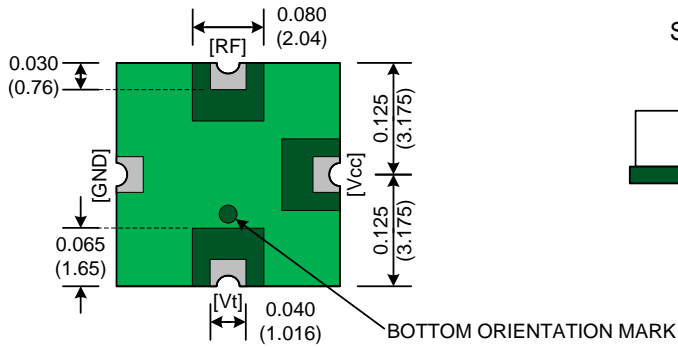


Tuning Curve
(Typical)

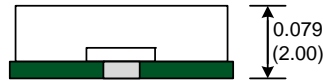




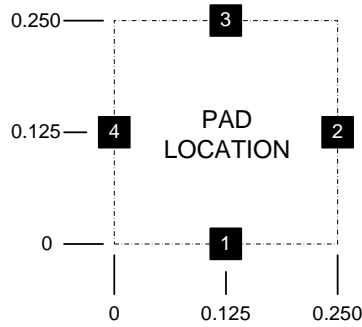
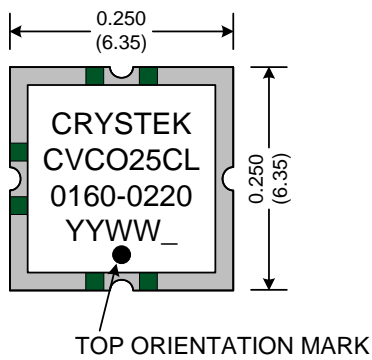
BOTTOM VIEW



SIDE VIEW



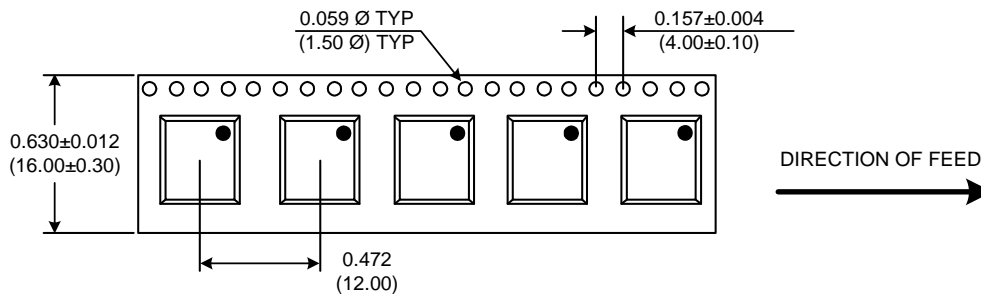
TOP VIEW



Pad	Connection
1	Vt
2	GROUND
3	RF-OUTPUT
4	Vcc

- Unless otherwise specified, Dimensions are in: $\frac{IN}{(mm)}$
- Pad Location Dimensions are in: Inches

TAPE AND REEL



Drawing not to scale

Product Control:

Crystek Part Number:	CVCO25CL-0160-0220	Release Date:	20-Feb-08
Revision Level:	C	Responsible:	C. Vales

Specification is subject to change without notice