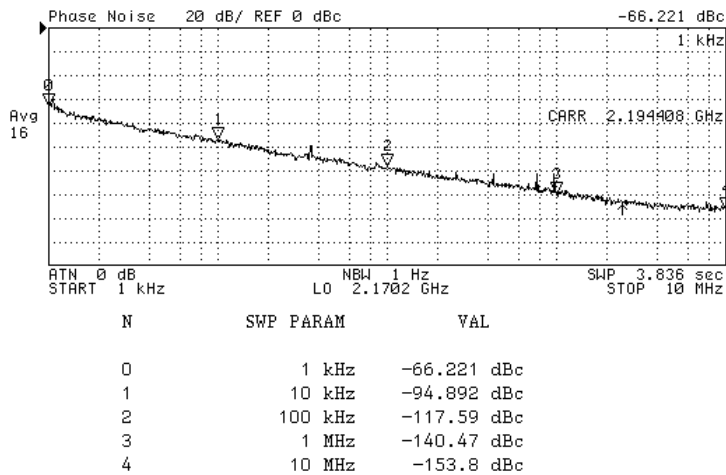


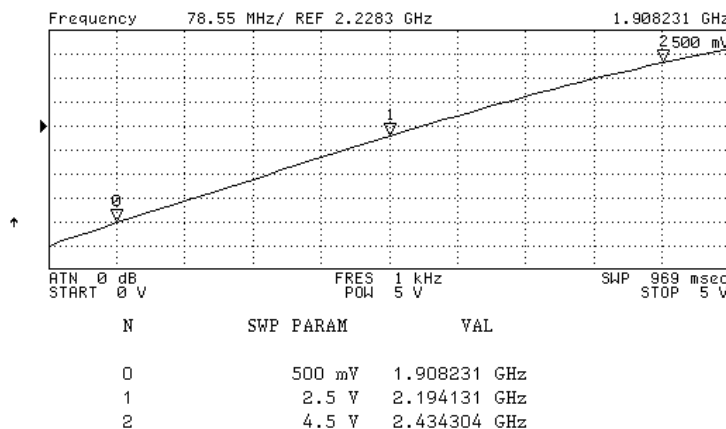


PERFORMANCE SPECIFICATION	MIN	TYP	MAX	UNITS
Lower Frequency:			1950	MHz
Upper Frequency:	2400			MHz
Tuning Voltage:	0.5		4.5	VDC
Supply Voltage:	4.75	5.0	5.25	VDC
Output Power:	0	+3.0	+6.0	dBm
Supply Current:		15	22	mA
Harmonic Suppression (2 nd Harmonic):		-15	-10	dBc
Pushing:		10.0	15.0	MHz/V
Pulling, all Phases:		5.0	8.0	MHz pk-pk
Tuning Sensitivity:		169		MHz/V
Phase Noise @ 10kHz offset:		-95	-90	dBc/Hz
Phase Noise @ 100kHz offset:		-118	-112	dBc/Hz
Load Impedance:		50		Ω
Input Capacitance:			22	pF
Operating Temperature Range:	-40		+85	$^{\circ}\text{C}$
Storage Temperature Range:	-45		+90	$^{\circ}\text{C}$

Phase Noise
(1 Hz BW, Typical)

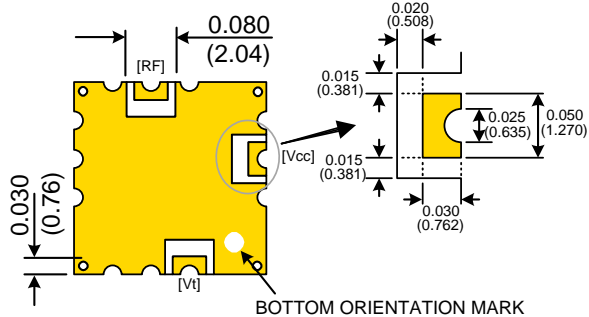


Tuning Curve
(Typical)

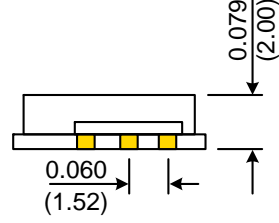


Gold Finish

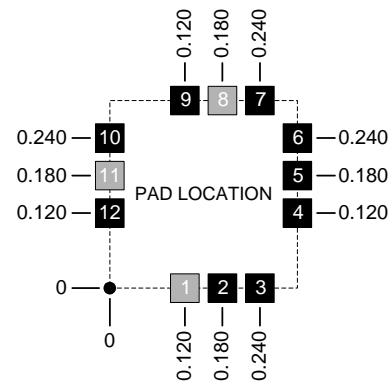
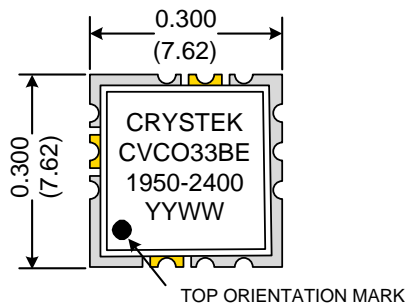
BOTTOM VIEW



SIDE VIEW



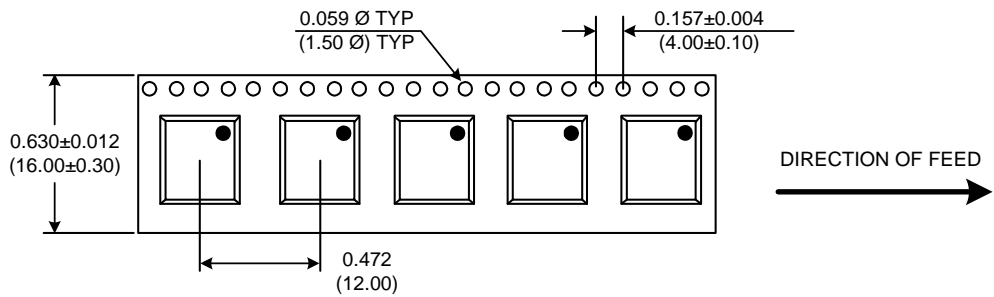
TOP VIEW



Pad	Connection
1	Vt
8	RF-OUTPUT
11	Vcc
Others	GROUND

- Unless otherwise specified, Dimensions are in: $\frac{IN}{(mm)}$
- Pad Location Dimensions are in: Inches

TAPE AND REEL



Drawing not to scale

Product Control:

Crystek Part Number:	CVCO33BE-1950-2400	Release Date:	20-Feb-08
Revision Level:	B	Responsible:	C. Vales

Specification is subject to change without notice