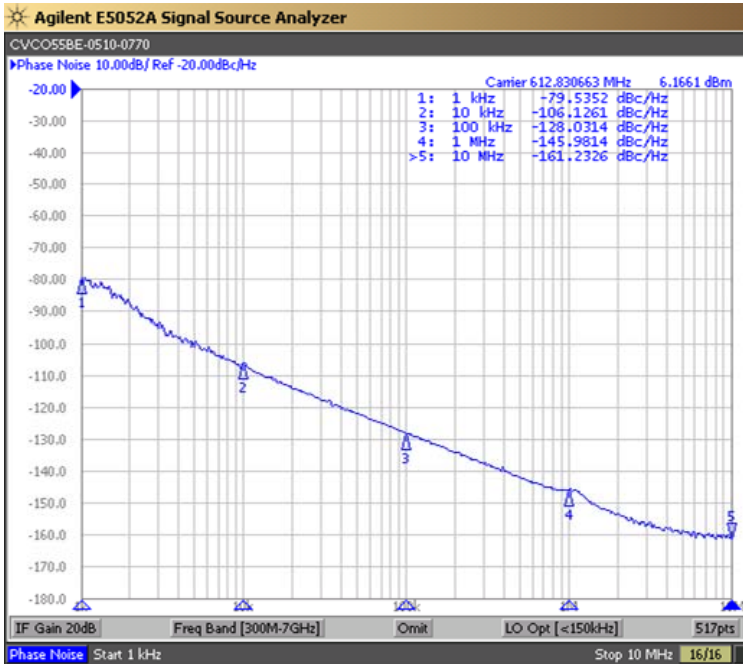


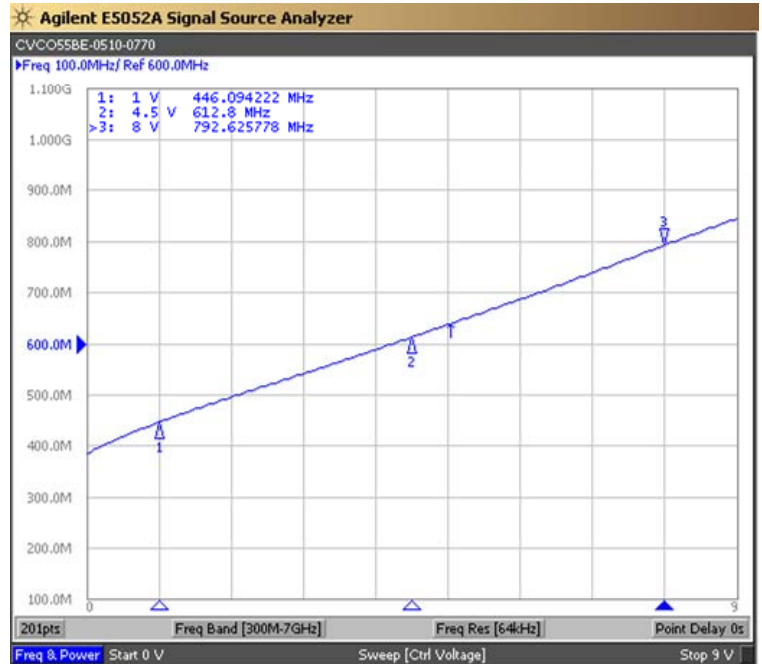


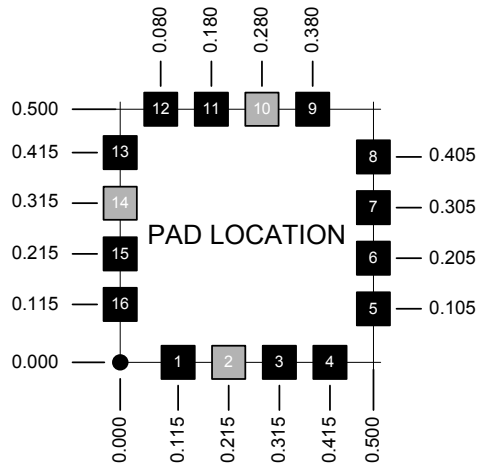
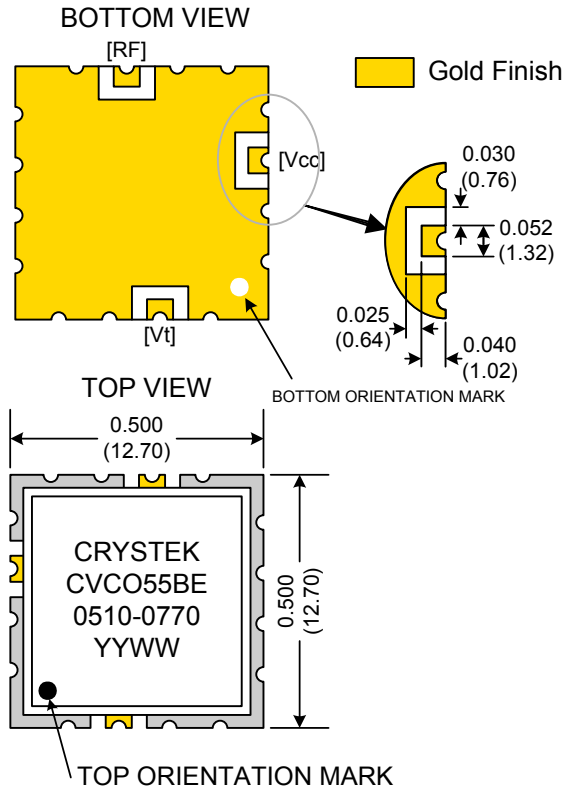
PERFORMANCE SPECIFICATION	MIN	TYP	MAX	UNITS
Lower Frequency:			510	MHz
Upper Frequency:	770			MHz
Tuning Voltage:	1.0		8.0	VDC
Supply Voltage:	8.55	9.0	9.45	VDC
Output Power:	+2.0	+6.5	+11.0	dBm
Supply Current:		14		mA
Harmonic Suppression (2 nd Harmonic):		-5		dBc
Pushing:			2.0	MHz/V
Pulling, all Phases:			4.0	MHz pk-pk
Tuning Sensitivity:		58		MHz/V
Phase Noise @ 10kHz offset:		-106		dBc/Hz
Phase Noise @ 100kHz offset:		-127		dBc/Hz
Load Impedance:		50		Ω
Input Capacitance:			100	pF
Operating Temperature Range:	-40		+85	$^{\circ}\text{C}$
Storage Temperature Range:	-45		+90	$^{\circ}\text{C}$

Phase Noise (1 Hz BW, Typical)



Tuning Curve (Typical)

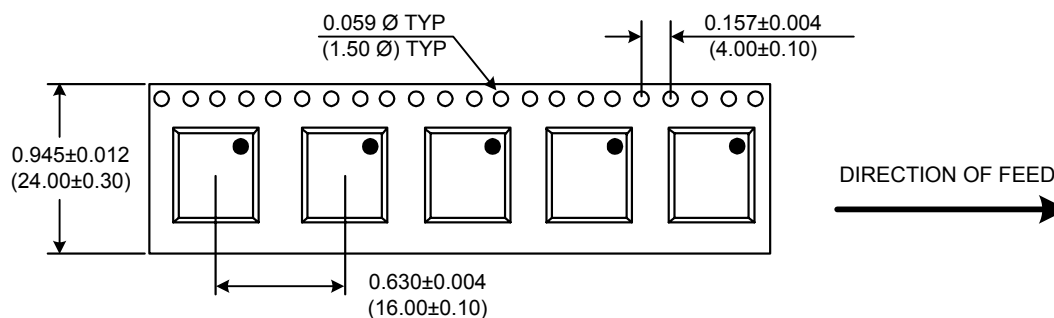




Pad	Connection
2	Vt
10	RF-OUTPUT
14	Vcc
Others	GROUND

- Unless otherwise specified, Dimensions are in: $\frac{IN}{(mm)}$
- Pad Location Dimensions are in: Inches

TAPE AND REEL



Drawing not to scale

Product Control:

Crystek Part Number:	CVCO55BE-0510-0770	Release Date:	03-March-08
Revision Level:	C	Responsible:	C. Vales

Specification is subject to change without notice

Page 2 of 2