

**FHR 4-8065 4-80110 4-80216
4-80320 4-80370**



- **Power Rating from to 2500 W**
- **High Stability**
- **Low TCR**
- **Low Inductance**
- **Low Noise**

SPECIFICATIONS

ELECTRICAL

FHR 4-8065 / 80110 / 80216 / 80320 / 80370

Resistance Range : R001 ...500R (FHR 4-8065 up to 400R)
Power Rating : 350 W / 600 W / 1200 W / 2000 W / 2500 W
with heatsink
24 W / 32 W / 60 W / 80 W / 90 W
without heatsink (25°C)

Thermal Resistance Rthj-c : 0.16 / 0.09 / 0.04 / 0.026 / 0.022 K/W

Tolerances :
from R001 : 0.5%, 1%, 2%, 5%
from R005 : 0.5%, 1%, 2%, 5%
from R010 : 0.25%, 0.5%, 1%, 2%, 5%
from R020 : 0.1%, 0.25%, 0.5%, 1%, 2%, 5%

Stability : 0.1%, 0.2%, 0.5% (depending on stress)

Temperature Coefficient : ±15 ppm/K (20...60)°C
from R < R02 ±20 ppm/K (20...60)°C
from R < R01 ±30 ppm/K (20...60)°C
for 2-pin type TCR-Shift depends on resistor value
(see next page)

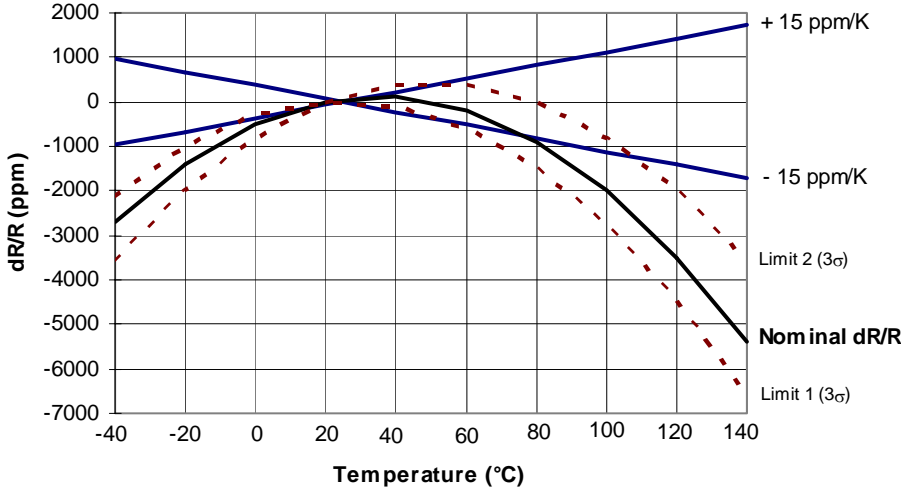
Inductivity : < 50 nH
Capacity against housing : 500 pF / 850 pF / 1.7 nF / 2.5 nF / 2.9 nF
Insulation Strenght : 1.5 kVDC (higher upon request)
Thermal EMF : < 1 µV/K
Max. current : Standard cable 60 A
(Special contact up to 250 A)

ENVIRONMENTAL

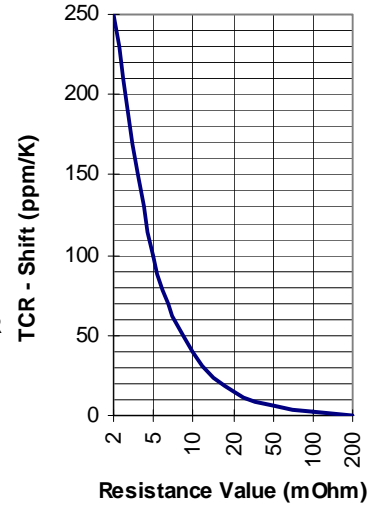
Operating Temperature Range : -40°C ... 130°C

MECHANICAL Resistor Material : Metalfoil CuNiMn (DIN 17471)
Substrate : anodized Aluminium
Housing : anodized Aluminium
Connection : Cu-Cable, 4 mm², 500 mm lenght
(other upon request, also AWG possible)
4-pin (2-pin upon request)

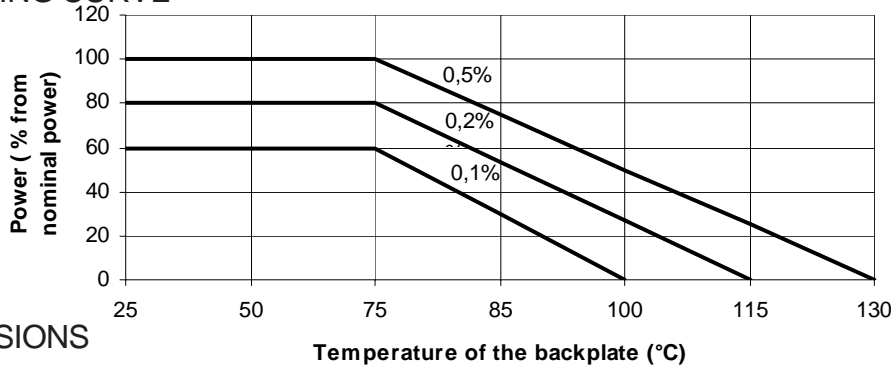
TEMPERATURE COEFFICIENT



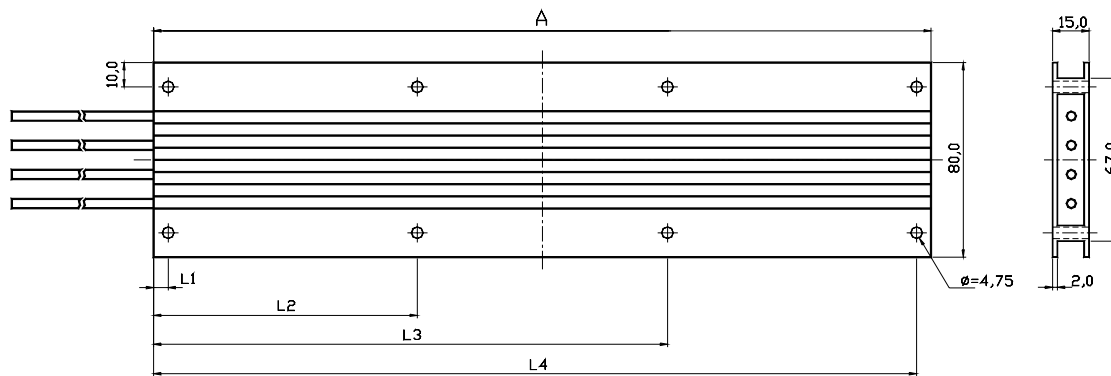
TCR-Shift for 2-pin types (FHR2-80xxx)



DERATING CURVE



DIMENSIONS



	A	L1	L2	L3	L4
FHR 4-8065	65	6,0	59,0		
FHR 4-80110	110	6,0	104,0		
FHR 4-80216	216	6,0	108,0	210,0	
FHR 4-80320	320	6,0	108,5	211,5	314,0
FHR 4-80370	370	6,0	125,5	244,5	364,0

HOW TO ORDER

FHR 4-80110 0R1 D 0.25%

FHR 4-80216 1R0 D 1%