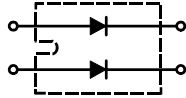

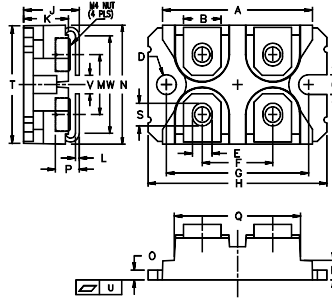


HUR2x100-40

High-Performance Wide Temperature Range Ultra Fast Recovery Epitaxial Diode



Dimensions SOT-227(ISOTOP)



Dim.	Millimeter		Inches	
	Min.	Max.	Min.	Max.
A	31.50	31.88	1.240	1.255
B	7.80	8.20	0.307	0.323
C	4.09	4.29	0.161	0.169
D	4.09	4.29	0.161	0.169
E	4.09	4.29	0.161	0.169
F	14.91	15.11	0.587	0.595
G	30.12	30.30	1.186	1.193
H	37.80	38.20	1.489	1.505
J	11.68	12.22	0.460	0.481
K	8.92	9.60	0.351	0.378
L	0.76	0.84	0.030	0.033
M	12.60	12.85	0.496	0.506
N	25.15	25.42	0.990	1.001
O	1.98	2.13	0.078	0.084
P	4.95	5.97	0.195	0.235
Q	26.54	26.90	1.045	1.059
R	3.94	4.42	0.155	0.174
S	4.72	4.85	0.186	0.191
T	24.59	25.07	0.968	0.987
U	-0.05	0.1	-0.002	0.004
V	3.30	4.57	0.130	0.180
W	0.780	0.830	0.031	0.033

	V _{RSM}	V _{RSM}
	V	V
HUR2x100-40	400	400

Symbol	Test Conditions	Maximum Ratings	Unit
I _{FRMS}	T _C =60°C; rectangular, d=0.5	100	A
I _{FAVM}		100	
I _{FSM}	T _{VJ} =45°C; t _p =10ms (50Hz), sine	1000	A
E _{AS}	T _{VJ} =25°C; non-repetitive; I _{AS} =4A; L=182uH	2	mJ
I _{AR}	V _A =1.5·V _R typ.; f=10kHz; repetitive	0.4	A
T _{VJ}		-40...+150	°C
T _{VJM}		150	
T _{stg}		-40...+150	
P _{tot}	T _C =25°C	200	W
V _{ISOL}	50/60Hz, RMS I _{ISOL} ≤1mA	2500	V~
M _d	mounting torque (M4) terminal connection torque (M4)	1.1-1.5/9-13 1.1-1.5/9-13	Nm/lb.in.
Weight	typical	30	g

HUR2x100-40

High-Performance Wide Temperature Range Ultra Fast Recovery Epitaxial Diode

Symbol	Test Conditions	Characteristic Values		Unit
		typ.	max.	
I_R	$T_{VJ}=25^{\circ}\text{C}; V_R=V_{RRM}$ $T_{VJ}=150^{\circ}\text{C}; V_R=V_{RRM}$		1 4	mA
V_F	$I_F=100\text{A}; T_{VJ}=150^{\circ}\text{C}$ $T_{VJ}=25^{\circ}\text{C}$		1.24 1.54	V
R_{thJC} R_{thCH}	with heatsink compound	0.1	0.6	K/W
t_{rr}	$I_F=1\text{A}; -di/dt=400\text{A}/\mu\text{s}; V_R=30\text{V}; T_{VJ}=25^{\circ}\text{C}$	30		ns
I_{RM}	$V_R=100\text{V}; I_F=200\text{A}; -di_F/dt=100\text{A}/\mu\text{s}; T_{VJ}=100^{\circ}\text{C}$	5.5	6.8	A

FEATURES

- * International standard package miniBLOC
- * Isolation voltage 2500 V~
- * 2 independent FRED in 1 package
- * Planar passivated chips
- * Very short recovery time
- * Extremely low switching losses
- * Low I_{RM}-values
- * Soft recovery behaviour

APPLICATIONS

- * Antiparallel diode for high frequency switching devices
- * Antisaturation diode
- * Snubber diode
- * Free wheeling diode in converters and motor control circuits
- * Rectifiers in switch mode power supplies (SMPS)
- * Inductive heating
- * Uninterruptible power supplies (UPS)
- * Ultrasonic cleaners and welders

ADVANTAGES

- * Avalanche voltage rated for reliable operation
- * Soft reverse recovery for low EMI/RFI
- * Low I_{RM} reduces:
 - Power dissipation within the diode
 - Turn-on loss in the commutating switch

Sirectifier®