

### Diode Module

1600V / 100A

#### ■ Features

- Compact Package
- P.C. Board Mount Module
- Converter Diode Bridge

#### ■ Applications

- Inverter for Motor Drive
- AC and DC Servo Drive Amplifier
- Uninterruptible Power Supply

#### ■ Maximum ratings and characteristics

##### ● Absolute maximum ratings (Tc=25°C unless without specified)

Item	Symbol	Condition	Rating	Unit
Repetitive peak reverse voltage	V <sub>RRM</sub>		1600	V
Non-repetitive peak reverse voltage	V <sub>RSM</sub>		1760	V
Average output current	I <sub>o</sub>	50Hz/60Hz sine wave Tc=94°C	100	A
One cycle surge current	I <sub>FSM</sub>	From rated load	1000	A
I <sup>2</sup> t	I <sup>2</sup> t	From rated load	4000	A <sup>2</sup> s
Operation junction temperature	T <sub>j</sub>		-40 to +125	°C
Storage junction temperature	T <sub>stg</sub>		-40 to +125	°C
Isolation voltage	V <sub>iso</sub>	AC : 1 minute	3000	V
Mounting screw torque		M5 screw	2.0 to 2.5	N·m

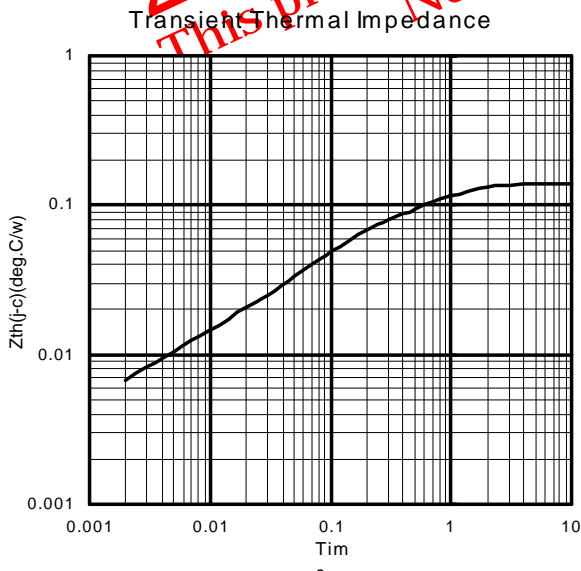
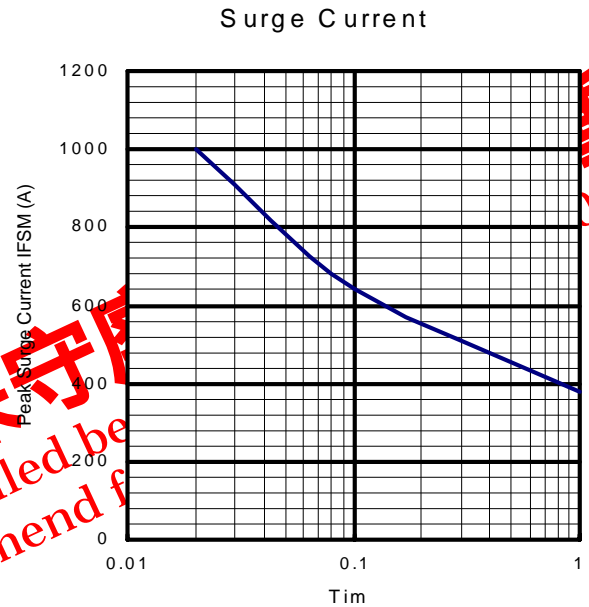
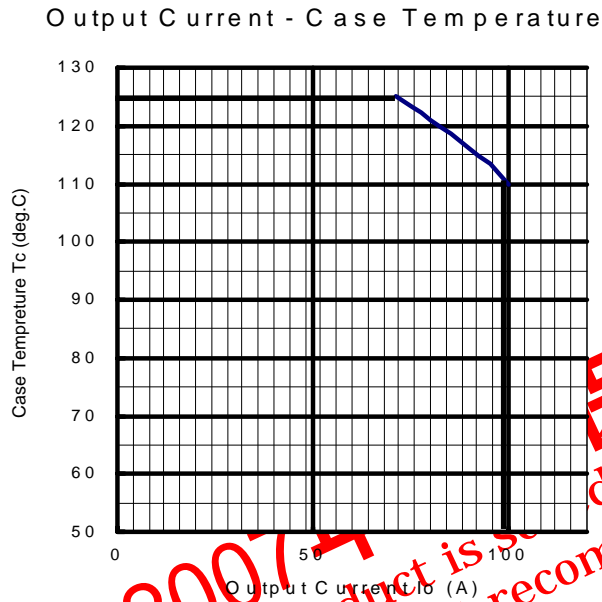
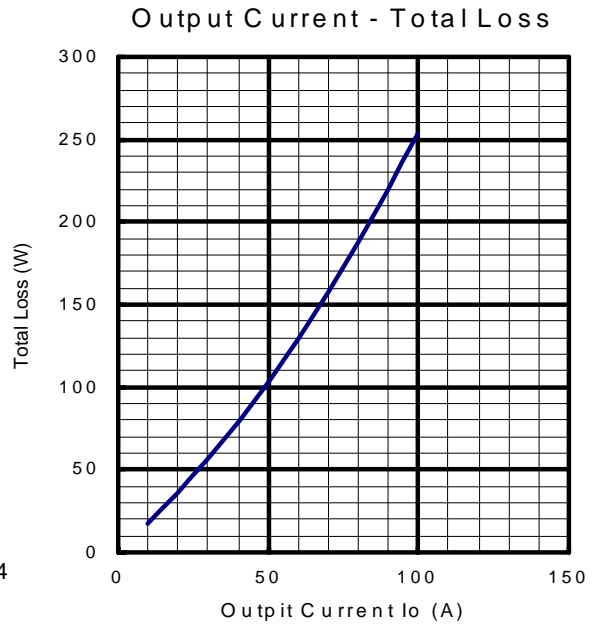
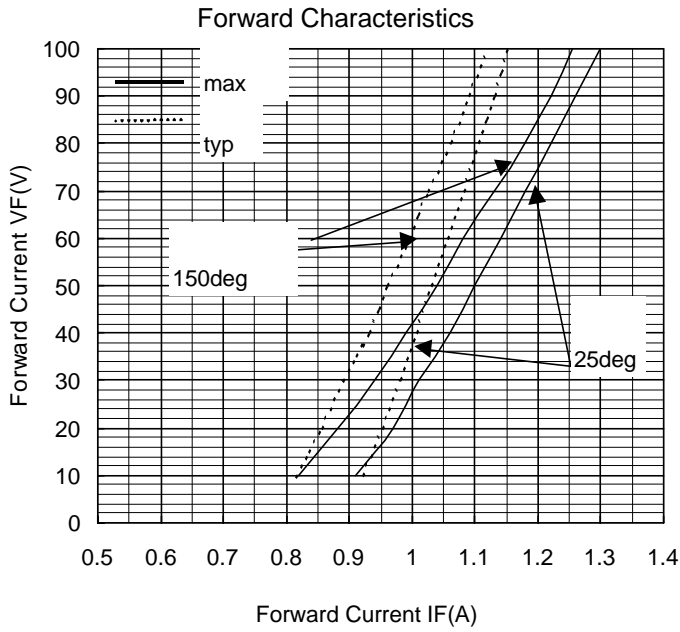
##### ● Electrical characteristics (Tj=25°C unless otherwise specified)

Item	Symbol	Condition	Min.	Typ.	Max.	Unit
Forward voltage	V <sub>FM</sub>	Tj=25°C, I <sub>FM</sub> =100A			1.30	V
Reverse current	I <sub>RRM</sub>	Tj=150°C, V <sub>R</sub> =V <sub>RRM</sub>			20	mA

##### ● Thermal characteristics

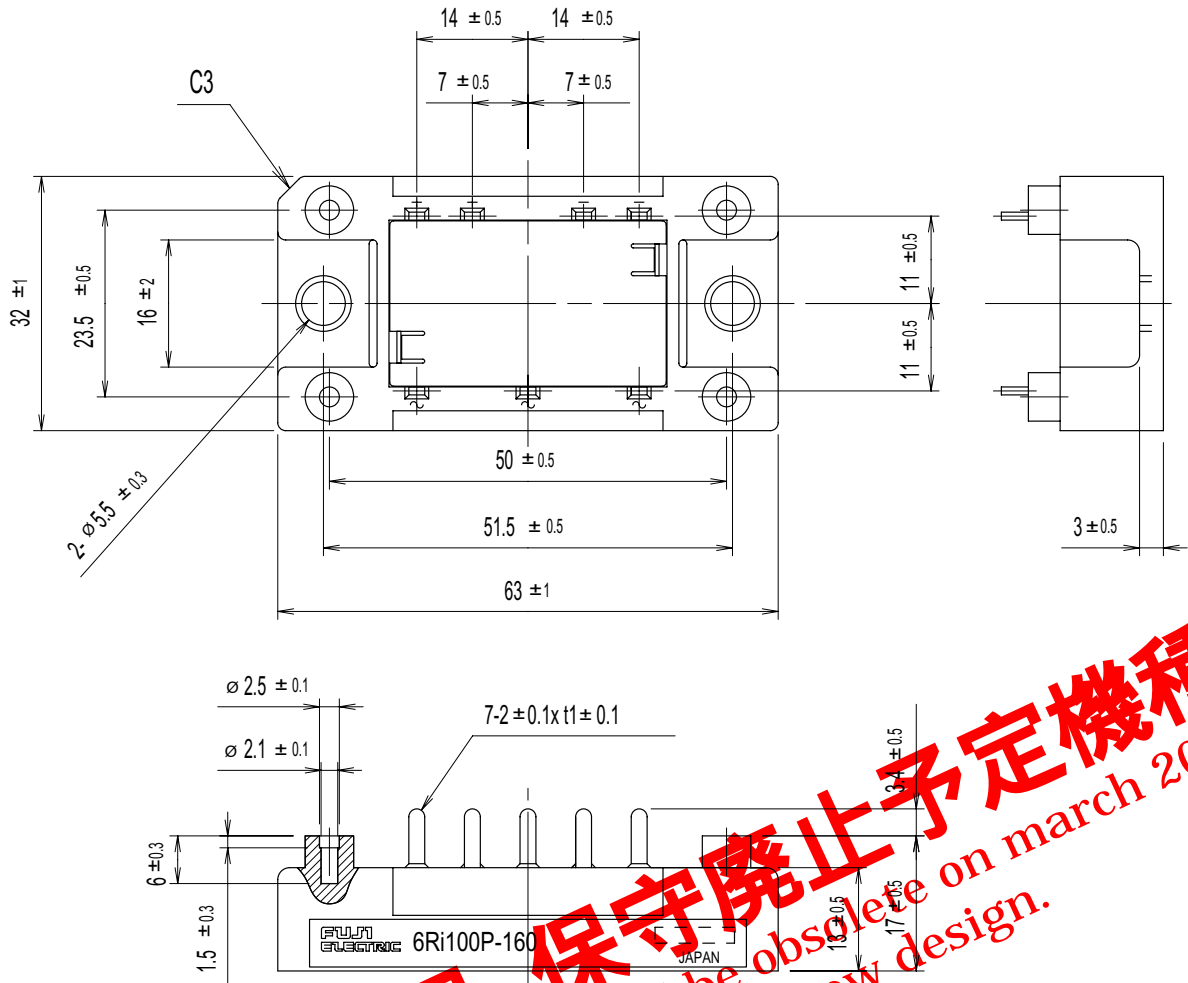
Item	Symbol	Condition	Min.	Typ.	Max.	Unit
Thermal resistance	R <sub>th(j-c)</sub>	Per total loss			0.14	°C/W
		Per each device			0.84	
Thermal Resistance(Case to fine)	R <sub>th(c-f)</sub>	with thermal compound			0.08	°C/W

2007年3月 保守廃止予定機種  
 This product is scheduled to be obsolete on march 2007.  
 Not recommend for new design.

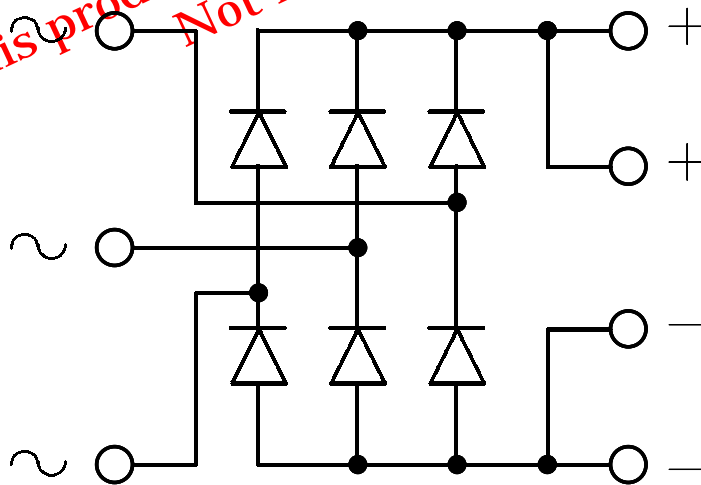


2007年 保守 此产品是... 2007. 2007. Not recommend for

■ Outline Drawings, mm



■ Equivalent Circuit Schematic



2007年3月 保守廃止予定機種  
This product is scheduled to be obsolete on march 2007.  
Not recommend for new design.