


EB52W4 Series

- Temperature Compensated Crystal Oscillator (TCXO)
- HCMOS Output
- 3.3V Supply Voltage
- SMD package
- Stability to 1.5ppm
- External voltage control option available
- Internal Mechanical Trim (Top of Can)



NOTES

TABLE 1: PART NUMBERING CODES

Operating Temperature Range	Code	Frequency Stability			
		X = Available from 1,200MHz to 27,000MHz Y = Available at any Frequency			
		±1.5ppm	±2.0ppm	±3.0ppm	±5.0ppm
0°C to +50°C	A	Y	Y	Y	Y
0°C to +70°C	B	X	Y	Y	Y
-20°C to +70°C	C		X	Y	Y
-30°C to +70°C	D			Y	Y
-40°C to +85°C	E				Y

ELECTRICAL SPECIFICATIONS

Frequency Range		1.200MHz to 40.000MHz
Operating Temperature Range		See Table 1
Storage Temperature Range		-40°C to 85°C
Supply Voltage (V_{DD})		3.3V _{DC} ±5%
Load Drive Capability		15pF HCMOS Load Maximum
Internal Trim (Top of Can)		±3ppm Minimum
Control Voltage (External)		1.65V _{DC} ±1.35V _{DC} , Positive Transfer Characteristic
Frequency Deviation	at V _C = 1.65V _{DC} ±1.35V _{DC} , V _{DD} = 3.3V _{DC}	±7ppm Minimum, ±20ppm Maximum
Input Current	≤ 27.000MHz	20mA Maximum
	> 27.000MHz	35mA Maximum
Aging (at 25°C)		±1ppm / year Maximum
Frequency Stability	vs. Operating Temperature Range	See Table 1
	vs. Input Voltage (±5%)	±0.3ppm Maximum
	vs. Load (±2pF)	±0.2ppm Maximum
Output Voltage Logic High (V_{OH})		90% of V _{DD} Minimum
Output Voltage Logic Low (V_{OL})		10% of V _{DD} Maximum
Rise Time / Fall Time	over 20% to 80% of Waveform	10 nSeconds Maximum
Duty Cycle	at 50% of Waveform	50 ±10(%)
Typical Phase Noise	F ₀ = 19.200MHz, at 25°C, at Nominal V _{DC} and V _C	
	at 10Hz Offset	-70dBc/Hz
	at 100Hz Offset	-100dBc/Hz
	at 1kHz Offset	-130dBc/Hz
	at 10kHz Offset	-140dBc/Hz
	at 100kHz Offset	-145dBc/Hz
Modulation Bandwidth	at -3dB with V _C = 1.65V _{DC}	10kHz Minimum
Input Impedance		10kOhms Typical

MANUFACTURER	CATEGORY	SERIES	PACKAGE	VOLTAGE	CLASS	REV. DATE
ECLIPTEK CORP.	OSCILLATOR	EB52W4	Metal SMD	3.3V	OS1H	01/05

PART NUMBERING GUIDE

EB52W4 E 25 V - 12.800M

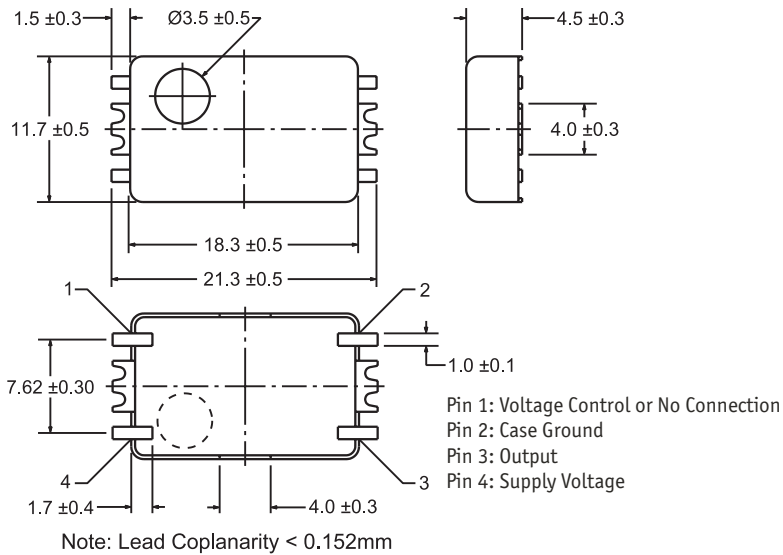
OPERATING TEMP. RANGE
One Letter Code Per Table 1

FREQUENCY STABILITY
Two Digit Code Per Table 1

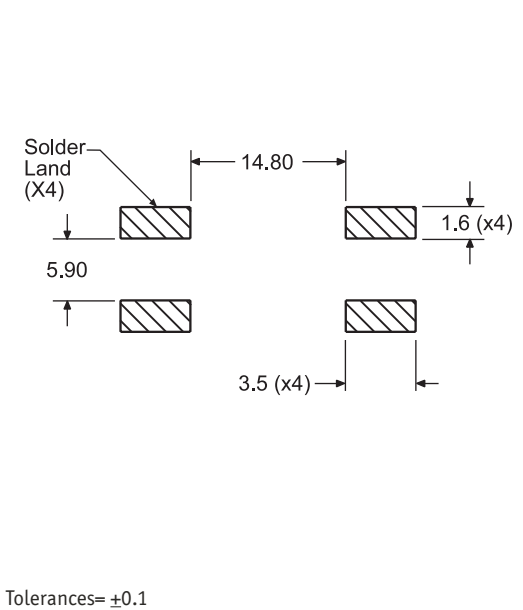
FREQUENCY

EXTERNAL TRIM
N=None (No Connection on Pin 1)
V=External Control Voltage

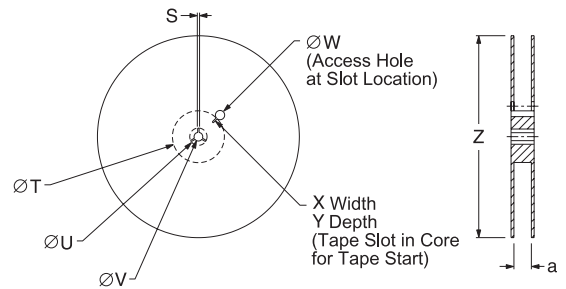
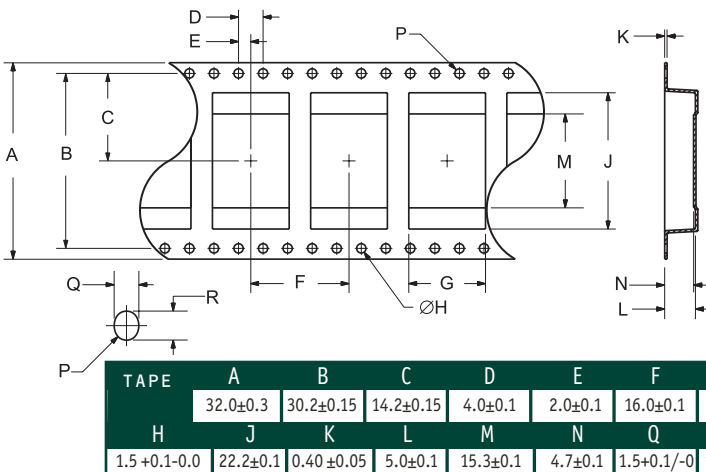
MECHANICAL DIMENSIONS ALL DIMENSIONS IN MILLIMETERS



SUGGESTED SOLDER PAD LAYOUT ALL DIMENSIONS IN MILLIMETERS



TAPE AND REEL DIMENSIONS ALL DIMENSIONS IN MILLIMETERS



REEL	S	T	U	V	W
	1.5 MIN	50 MIN	20.2 MIN	13.0±0.2	40 MIN
X	Y	Z	a	QTY/REEL	
2.5 MIN	10 MIN	360 MAX	32.4±2-0	1,000	

ENVIRONMENTAL/MECHANICAL SPECIFICATIONS

Characteristic	Specification
Fine Leak Test	MIL-STD-883, Method 1014, Condition A
Gross Leak Test	MIL-STD-883, Method 1014, Condition C
Mechanical Shock	MIL-STD-202, Method 213, Condition C
Vibration	MIL-STD-883, Method 2007, Condition A
Solderability	MIL-STD-883, Method 2002
Temperature Cycling	MIL-STD-883, Method 1010
Resistance to Soldering Heat	MIL-STD-202, Method 210
Resistance to Solvents	MIL-STD-202, Method 215

MARKING SPECIFICATIONS

Line 1: ECLIPTEK
 Line 3: XX.XXX M _____ Frequency in MHz (5 Digits Maximum + Decimal)
 Line 4: XX Y ZZ _____
 _____ Week of Year
 _____ Last Digit of Year
 _____ Ecliptek Manufacturing Identifier

MANUFACTURER	CATEGORY	SERIES	PACKAGE	VOLTAGE	CLASS	REV. DATE
ECLIPTEK CORP.	OSCILLATOR	EB52W4	Metal SMD	3.3V	OS1H	01/05