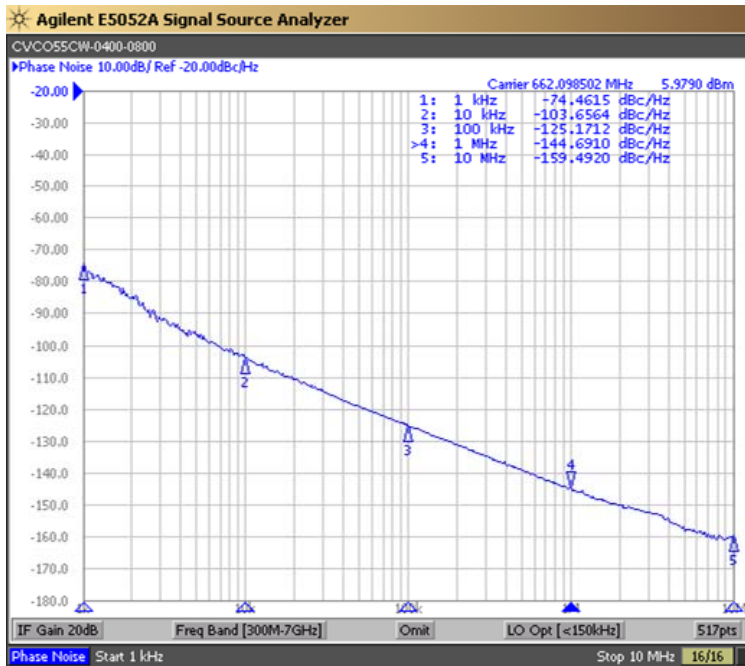


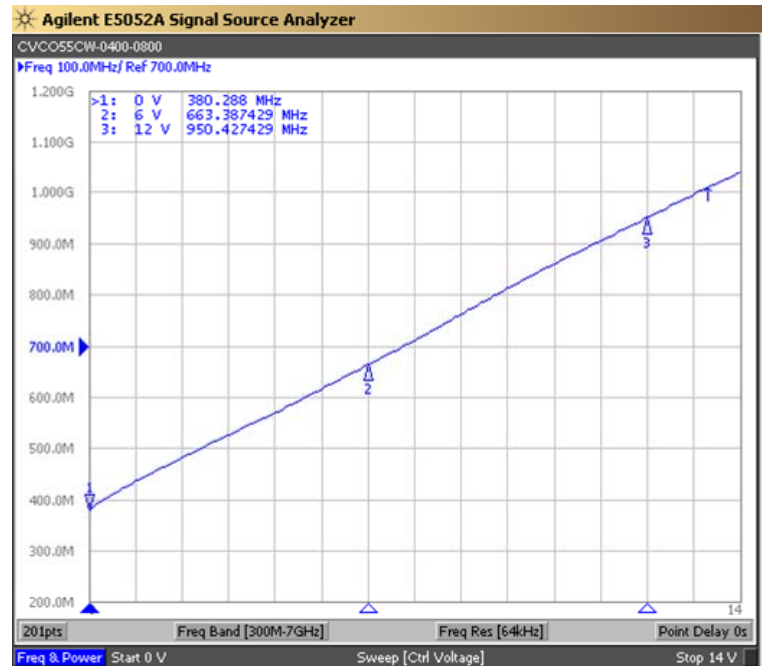


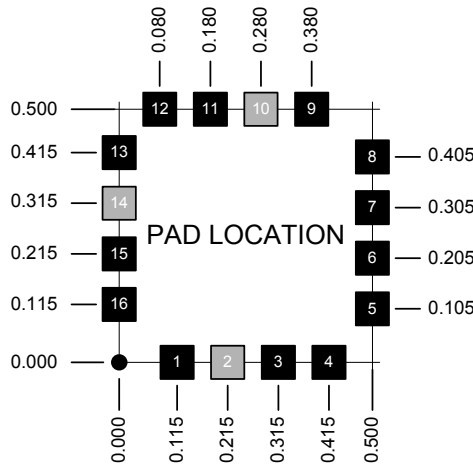
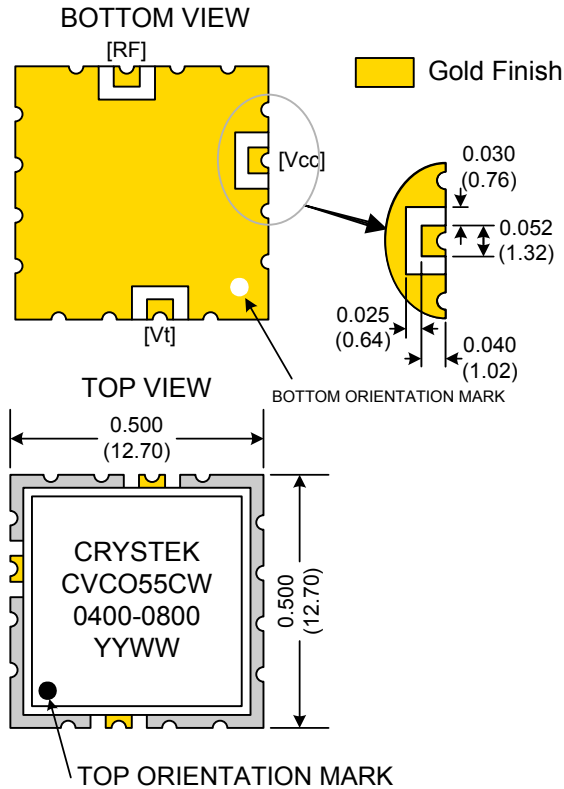
| PERFORMANCE SPECIFICATION | MIN | TYP | MAX | UNITS |
|--|------|------|-------|--------------------|
| Lower Frequency: | | | 400 | MHz |
| Upper Frequency: | 800 | | | MHz |
| Tuning Voltage: | 0 | | 12 | VDC |
| Supply Voltage: | 4.75 | 5.0 | 5.25 | VDC |
| Output Power: | +2.0 | +7.0 | +12.0 | dBm |
| Supply Current: | | 17 | | mA |
| Harmonic Suppression (2 nd Harmonic): | | -5 | | dBc |
| Pushing: | | | 5.0 | MHz/V |
| Pulling, all Phases: | | | 3.0 | MHz pk-pk |
| Tuning Sensitivity: | | 47 | | MHz/V |
| Phase Noise @ 10kHz offset: | | -105 | | dBc/Hz |
| Phase Noise @ 100kHz offset: | | -129 | | dBc/Hz |
| Load Impedance: | | 50 | | Ω |
| Input Capacitance: | | | 200 | pF |
| Operating Temperature Range: | -10 | | +70 | $^{\circ}\text{C}$ |
| Storage Temperature Range: | -45 | | +90 | $^{\circ}\text{C}$ |

Phase Noise (1 Hz BW, Typical)



Tuning Curve (Typical)

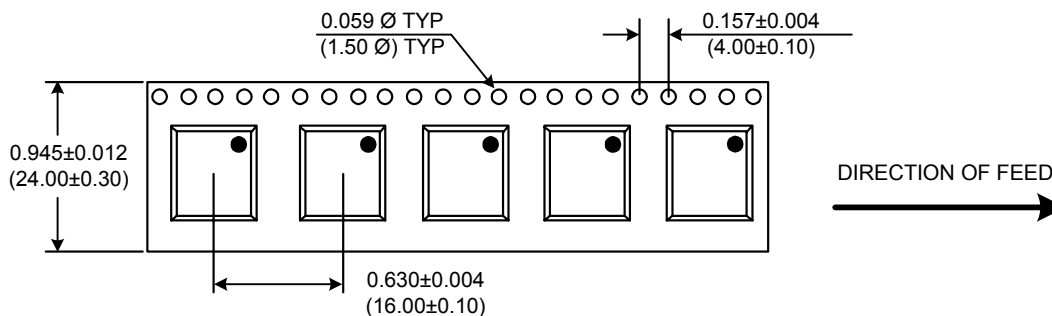




| Pad | Connection |
|--------|------------|
| 2 | Vt |
| 10 | RF-OUTPUT |
| 14 | Vcc |
| Others | GROUND |

- Unless otherwise specified, Dimensions are in: $\frac{IN}{(mm)}$
- Pad Location Dimensions are in: Inches

TAPE AND REEL



Drawing not to scale

Product Control:

| | | | |
|----------------------|--------------------|---------------|-------------|
| Crystek Part Number: | CVCO55CW-0400-0800 | Release Date: | 19-March-08 |
| Revision Level: | D | Responsible: | C. Vales |

Specification is subject to change without notice