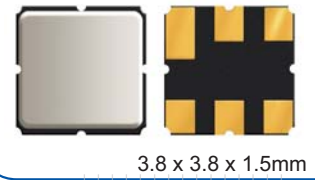


SMD 915 MHz SAW FILTER

AFS915S3

APPLICATION: Cordless Phone, Automotive Electronics, Remote Control



3.8 x 3.8 x 1.5mm

STANDARD SPECIFICATIONS:

CHARACTERISTICS	UNIT	MIN.	TYP.	MAX.
Center Frequency Fc	MHz	-	915.000	-
Bandwidth	MHz	-	Fc ±3.5	-
Insertion Loss @ Passband	dB	-	-	4.5
Ripple @ Passband	dB	-	-	2.0
Stopband Suppression				
Fc-45MHz ~ Fc-41MHz	dB	40	-	-
Fc-23MHz ~ Fc-20MHz	dB	30	-	-
Fc+20MHz ~ Fc+23MHz	dB	30	-	-
Fc+41MHz ~ Fc+46MHz	dB	40	-	-
DC Voltage	V	10		
Source Power	dBm	10		
Operating Temperature	°C	-10°C to +60°C		
Storage Temperature	°C	-25°C to +85°C		
Terminating Impedance	Ω	50		

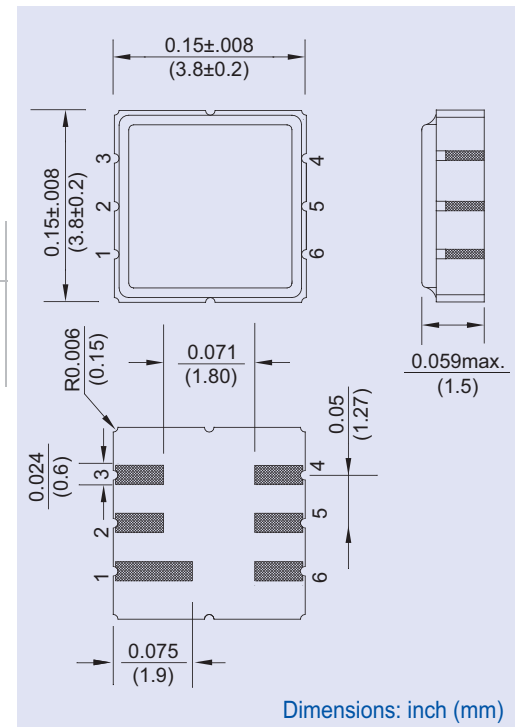
Electrostatic Sensitive Device. Handle with precaution.

MARKING:

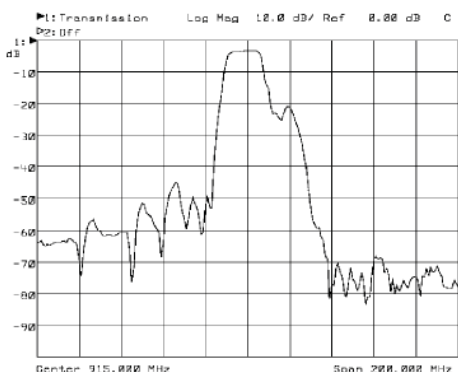
- 915F (Filter: 915.0 Frequency in MHz)
- AZYX (ZY: Date code Z for month from A to L; Y for year, i.e. 4 for 2004 X: Traceability code)

PIN NO.	CONNECTIONS
2	Input
5	Output
Others	Ground

OUTLINE DRAWING:



FREQUENCY RESPONSE:



TEST CIRCUIT:

