

SMD Tuning Fork



Model: FSMLF

RoHS Compliant

Rev. 1/26/2007

Page 1 of 2

http://www.foxonline.com/need_a_sample.htm



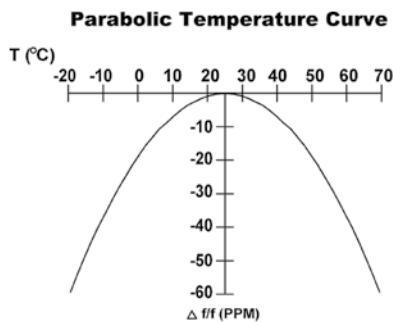
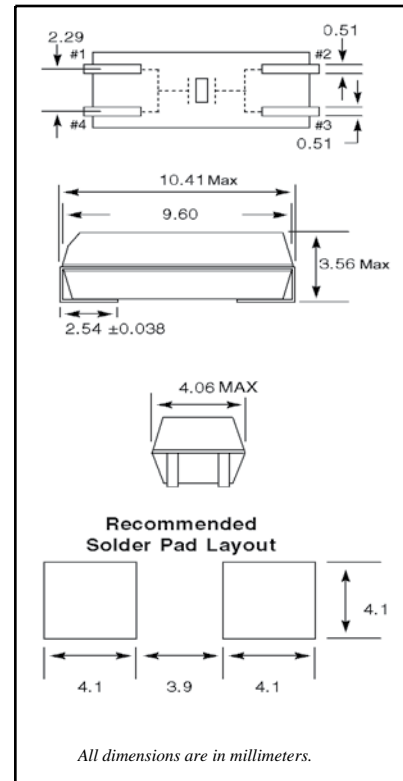
FEATURES

- Miniature Package
- 3.56mm Height
- Long Term Stability
- Tape and Reel (2,000 pcs. STD)

• PART NUMBER Learn More - Internet Required				
Part Number	Model Number	Frequency Stability	Operating Temperature	Frequency
258LF-Frequency-xxxxx	FSMLF	See table	-40 °C~ +85 °C	32.768 kHz

• STANDARD SPECIFICATIONS	
PARAMETERS	MAX (unless otherwise noted)
Frequency	32.768 kHz
Frequency Tolerance @ 25°C	±20 PPM
Frequency Stability Temperature Coefficient	-0.04 PPM / (Δ°C) ²
Temperature Range	
Turnover (T _O)	+20°C ~ +30°C
Operating (T _{OPR})	-40°C ~ +85°C
Storage (T _{STG})	-55°C ~ +125°C
Equivalent Series Resistance (R _S)	50 kΩ
Load Capacitance (C _L)	12.5 pF (Standard) 6 pF (Optional)
Insulation Resistance @ 100VDC	500 MΩ Min
Drive Level	1.0 μW
Aging per year	±3 PPM
Termination Finish	100% Sn


All specifications subject to change without notice.



To determine frequency stability, use parabolic curvature (K).
For example: What is stability at 45°C?

- 1) Change in T (°C) = 45-25 = 20°C
- 2) Change in frequency = -0.04 PPM * (Δ C)²
= -0.04 PPM * (20)²
= -16.0 PPM

FSMLF Marking Identification



FSM6 marking for 6pF load

pm1_FSM.gif Rev02

SMD Tuning Fork



Model: FSMLF

RoHS Compliant

Rev. 1/26/2007

Page 2 of 2

http://www.foxonline.com/need_a_sample.htm



• TAPE SPECIFICATIONS (millimeters)							
MODEL	A	B	C	D	E	F	STD Reel QTY
FSMLF	Ø1.5	4.0	8.0	7.5	16.0	2.7	2,000

• REEL SPECIFICATIONS (millimeters)							
MODEL	G	H	I	J	K	L	M
FSMLF	2.0	Ø13	Ø21	Ø50/100	Ø330	16.4	2.0

