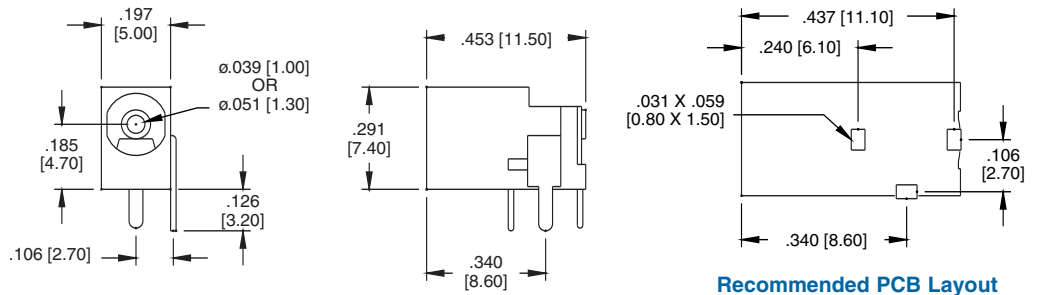


ADC-007



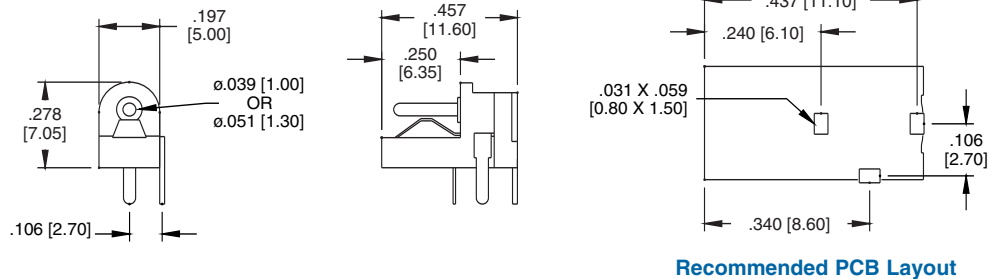
ADC-007-3




ADC-009



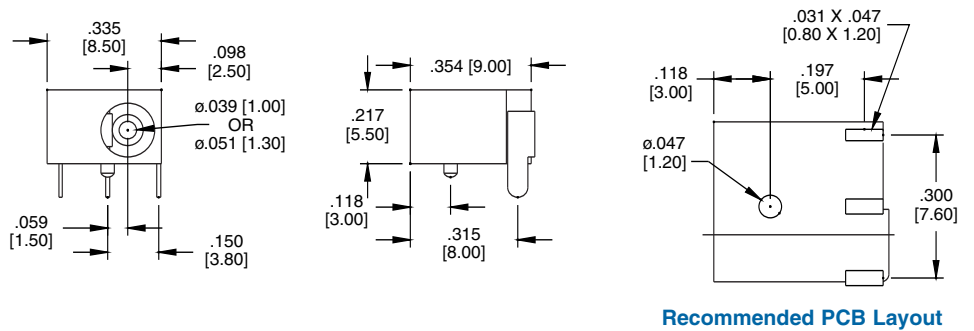
ADC-009-3



ADC-011



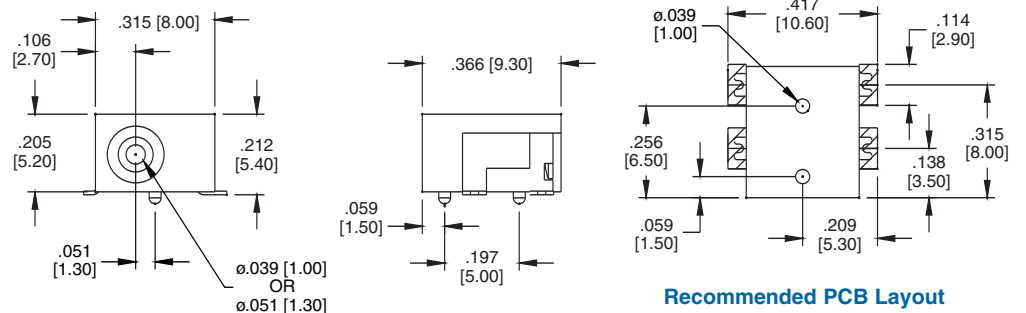
ADC-011-3



ADC-021



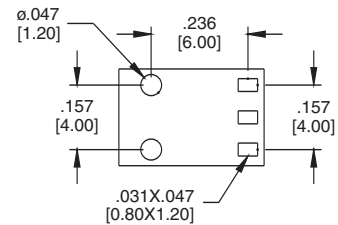
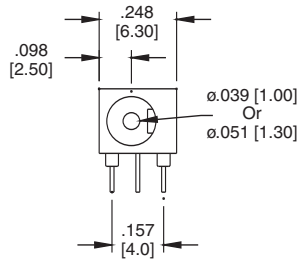
ADC-021-3



ADC-029



ADC-029-1

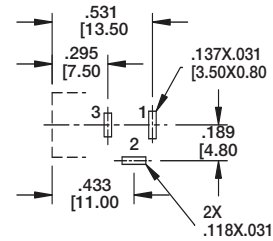
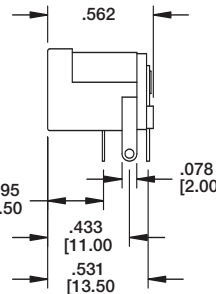
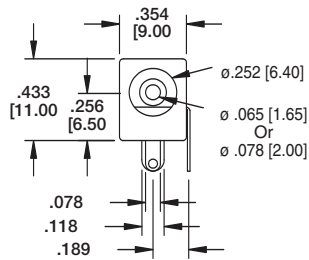


Recommended PCB Layout

ADC-002



ADC-002-2

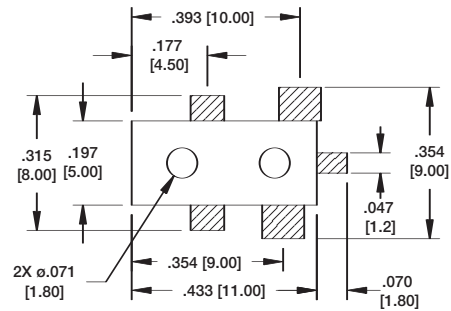
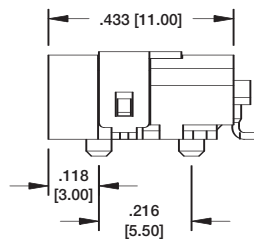
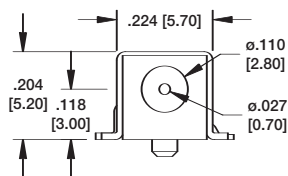


Recommended PCB Layout

ADC-024



ADC-024-8

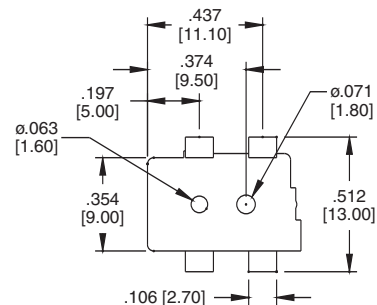
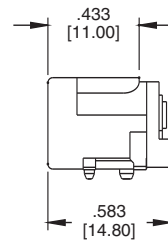
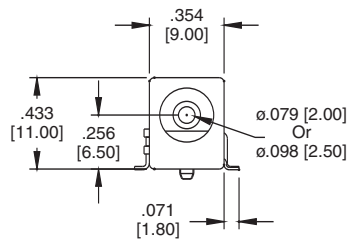


Recommended PCB Layout

ADC-028



ADC-028-2

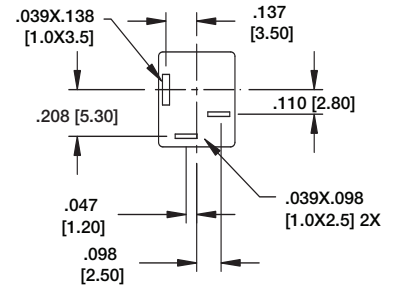
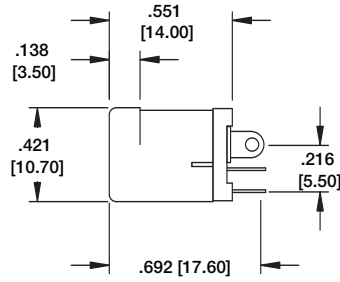
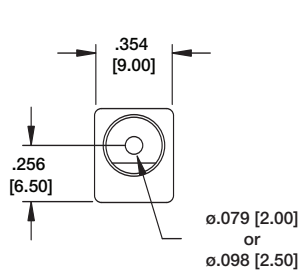


Recommended PCB Layout

ADC-010



ADC-010-1

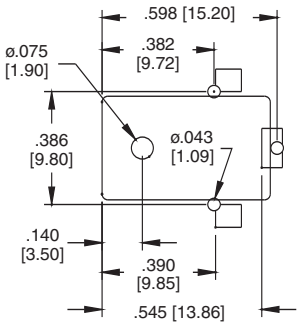
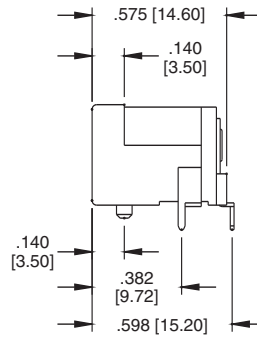
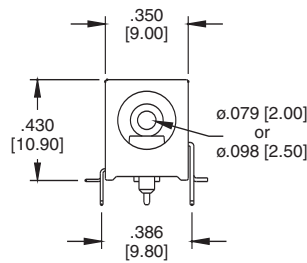


Recommended PCB Layout

ADC-015



ADC-015-2

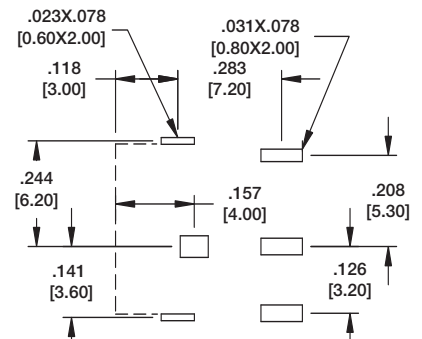
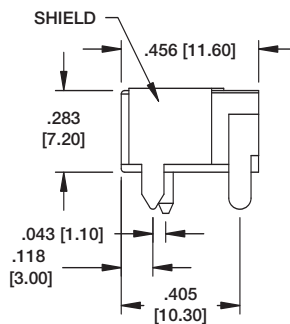
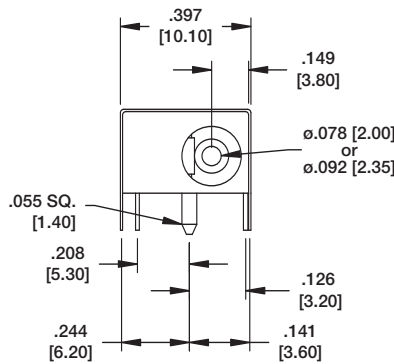


Recommended PCB Layout

ADC-045A

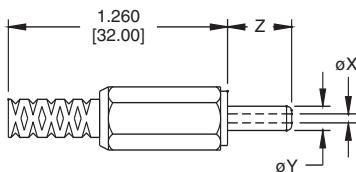


ADC-045A-1

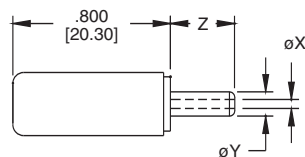


Recommended PCB Layout

DC POWER PLUG WITH STRAIN RELIEF



DC POWER PLUG WITHOUT STRAIN RELIEF



PLUG WITH STRAIN RELIEF	X	Y	Z
ADP-X/Y/Z-SR	ø.039 [1.00]	ø.137 [3.50]	.374 [9.50]
ADP-X/Y/Z-SR	ø.082 [2.10]	ø.216 [5.50]	.374 [9.50]
ADP-X/Y/Z-SR	ø.098 [2.50]	ø.216 [5.50]	.374 [9.50]

PLUG WITHOUT STRAIN RELIEF	X	Y	Z
ADP-X/Y/Z	ø.039 [1.00]	ø.137 [3.50]	.374 [9.50]
ADP-X/Y/Z	ø.082 [2.10]	ø.216 [5.50]	.374 [9.50]
ADP-X/Y/Z	ø.098 [2.50]	ø.216 [5.50]	.374 [9.50]