

- Resistances from 0.001Ohm to 0.01Ohms
- Power Rating to 10Watt
- Resistance Tolerances to  $\pm 1\%$
- TCR to  $\pm 30\text{ppm/K}$
- Load Stability to 0.5%
- Customized Resistance Values

## SPECIFICATIONS

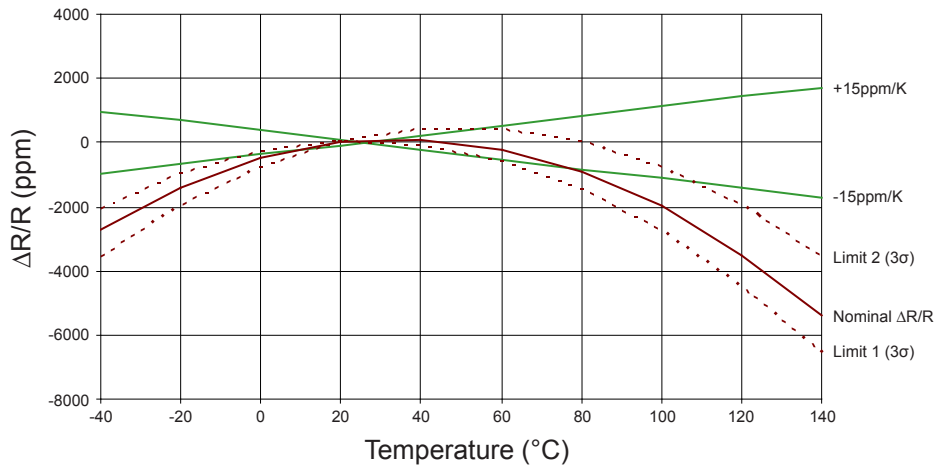
Type	FHR 4-2820H
Resistance Range	0.001 to 0.01 Ohms Other values upon request
Power rating free air 70°C with heatsink	3 W 10 W
Tolerances	1% / 5% Other tolerances upon request
Thermal Resistance	8.0 K/W
Stability	0.5%
Temperature Coefficient	$\pm 30\text{ppm/K}$ (20 to 60°C)
Insulation Resistance	50 VDC
max. Current	100 A
Thermal EMF	$< 0.1\mu\text{V/K}$
Operating Temperature Range	-40 to 130°C
Resistor Material	CuNiMn-Foil
Substrate	anodized aluminium
Connector Material	Cu / tinned
Terminals	4

## Ordering Information

Part Number - Resistance - Tolerance  
FHR 4-2820H 0.01 Ohms 1%

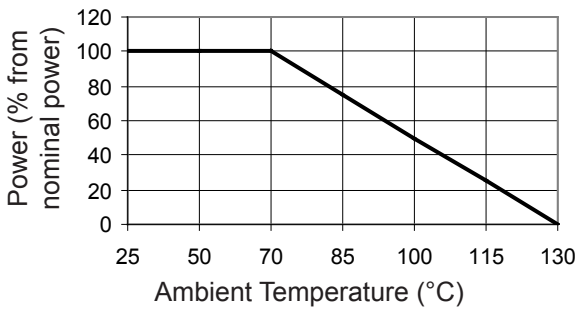
**SPECIFICATIONS** (continued)

**Temperature Coefficient**

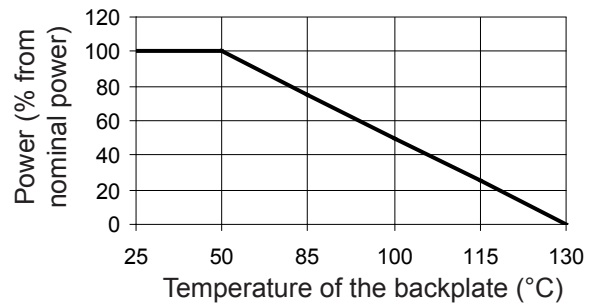


**Derating**

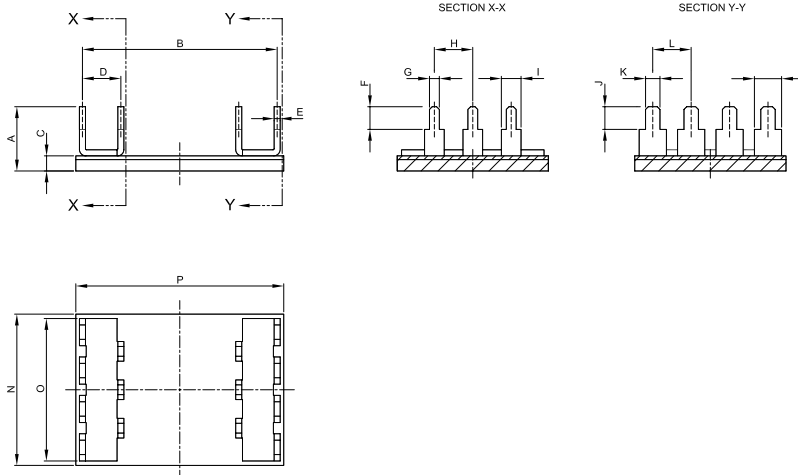
without heatsink



with heatsink



**Dimensions**



Dimension	mm	tol. (±mm)	inches	tol. (±inches)
A	8.50	0.2	0.33	0.008
B	25.75	0.2	1.01	0.008
C	2.00	0.2	0.08	0.008
D	5.08	0.1	0.20	0.004
E	0.80	0.1	0.03	0.004
F	3.00	0.1	0.12	0.004
G	1.30	0.1	0.05	0.004
H	5.08	0.1	0.20	0.004
I	2.60	0.1	0.10	0.004
J	3.00	0.1	0.12	0.004
K	1.90	0.1	0.07	0.004
L	5.08	0.1	0.20	0.004
M	3.60	0.1	0.14	0.004
N	20.00	0.2	0.79	0.008
O	18.84	0.2	0.74	0.008
P	27.50	0.2	1.08	0.008