

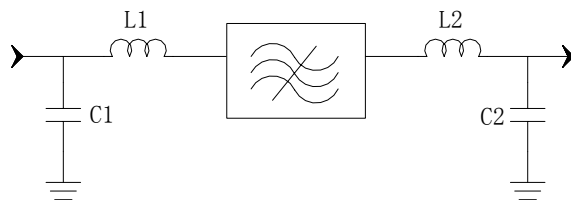
Specifications

Parameter	Unit	Minimum	Typical	Maximum
Center Frequency	MHz	139.95	140	140.05
Insertion Loss	dB		17.8	19.5
2 dB Bandwidth	MHz	1.28	1.36	
30 dB Bandwidth	MHz		2.28	2.4
40 dB Bandwidth	MHz		2.4	2.88
45 dB Bandwidth	MHz		2.44	3.28
50 dB Bandwidth	MHz		2.47	4.8
Passband Variation	dB		0.7	1
Absolute Delay	usec		2.8	3.5
Phase Linearity	deg		3.5	5
Group Delay Variation	nsec		110	150
Ultimate Rejection	dB	50	60	
VSWR				2.3
Substrate Material		Quartz		
Ambient Temperature	°C	25		
Package Size		DIP2712 (27.0x12.8x4.7mm ³)		

Notes:

1. All specifications are based on the test circuit shown
2. In production, devices will be tested at room temperature to a guardbanded specification to ensure electrical compliance over temperature
3. Electrical margin has been built into the design to account for the variations due to temperature drift and manufacturing tolerances
4. This is the optimum impedance in order to achieve the performance show


Matching Configuration



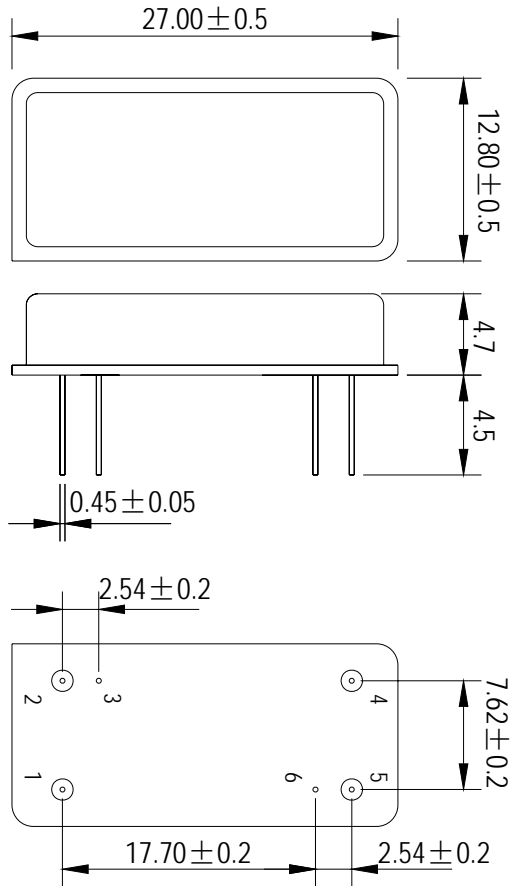
L1=68nH L2=68nH
C1=36pF C1=33pF

Source/Load Impedance=50 ohm

Notes - Component values may change depending on board layout.

	SIPAT Co., Ltd. (CETC No. 26 Research Institute) Nanping Huayuan Road No. 14 Chongqing, China, 400060	Part Number	LBS14068	
		Rev. Date	2005-3-25	
		Rev.	1.0	Page

Package Dimension



input:1
Output:5

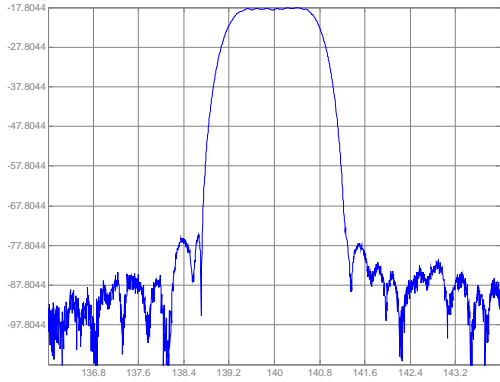


SIPAT Co., Ltd.
(CETC No. 26 Research Institute)
Nanping Huayuan Road No. 14
Chongqing, China, 400060

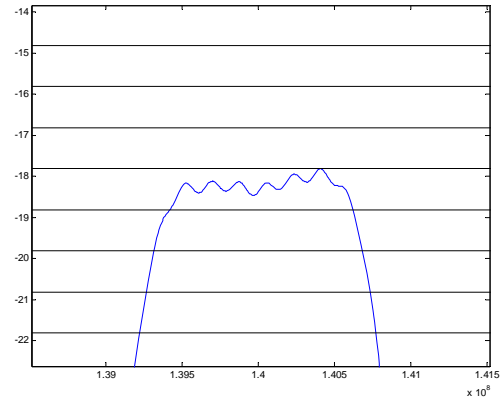
Part Number	LBS14068	
Rev. Date	2005-3-25	
Rev.	1.0	Page 2/3

Typical Performance

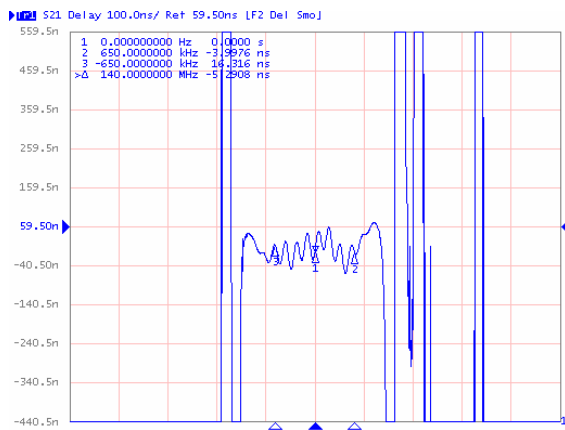
Frequency Respond



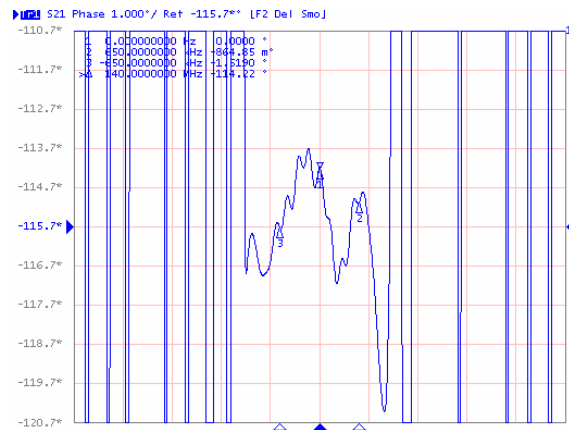
Passband Respond



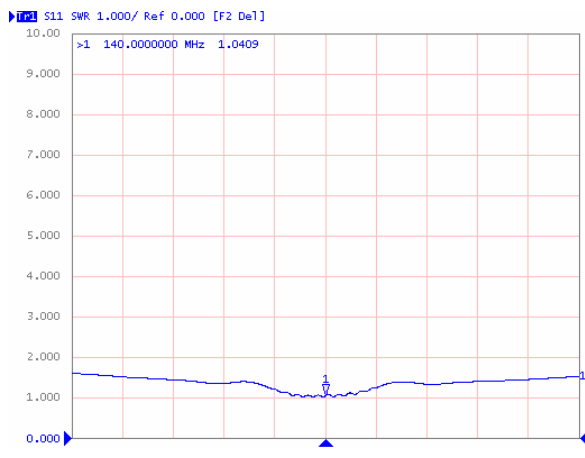
Group Delay Variation($f_0 \pm 640\text{kHz}$)



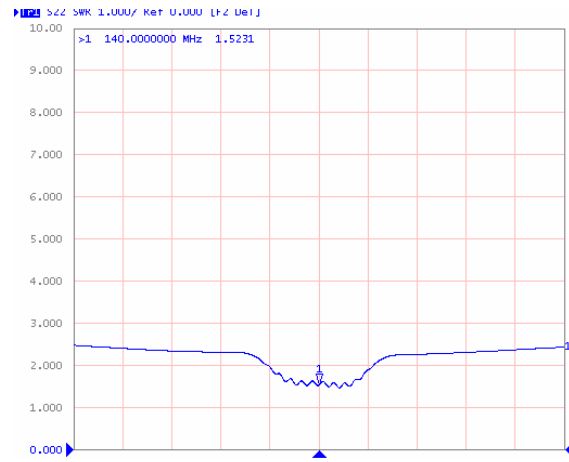
Phase Linearity($f_0 \pm 640\text{kHz}$)



VSWR S11



VSWR S22



SIPAT Co., Ltd.
(CETC No. 26 Research Institute)
Nanping Huayuan Road No. 14
Chongqing, China, 400060

Part Number

LBS14068

Rev. Date

2005-3-25

Rev.

1.0

Page 3/3