

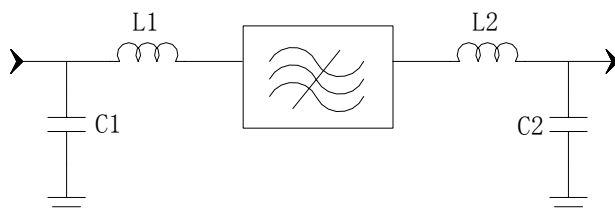
Specifications

Parameter	Unit	Minimum	Typical	Maximum
Center Frequency	MHz	239.9	240	240.1
Insertion Loss	dB	-	29.4	31.5
1.5 dB Bandwidth	MHz	13.9	14.03	-
3 dB Bandwidth	MHz	14.1	14.3	-
40 dB Bandwidth	MHz	-	15.74	15.8
50 dB Bandwidth	MHz	-	15.85	-
Passband Variation ($f_0 \pm 6.875\text{MHz}$)	dB	-	0.7	1.5
Absolute Delay	usec	-	2.67	-
Group Delay Variation($f_0 \pm 6.875\text{MHz}$)	nsec	-	60	120
Ultimate Rejection	dB	50	55	-
Material Temperature coefficient	KHz/°C	-4.32		
Ambient Temperature	°C	25		
Package Size	DIP3512 (35.0x12.8x4.7mm3)			

Notes:

1. All specifications are based on the test circuit shown
2. In production, devices will be tested at room temperature to a guardbanded specification to ensure electrical compliance over temperature
3. Electrical margin has been built into the design to account for the variations due to temperature drift and manufacturing tolerances
4. This is the optimum impedance in order to achieve the performance show

Matching Configuration



L1=15nH L2=5nH

C1=C2=22pF

Source/Load Impedance=50 ohm

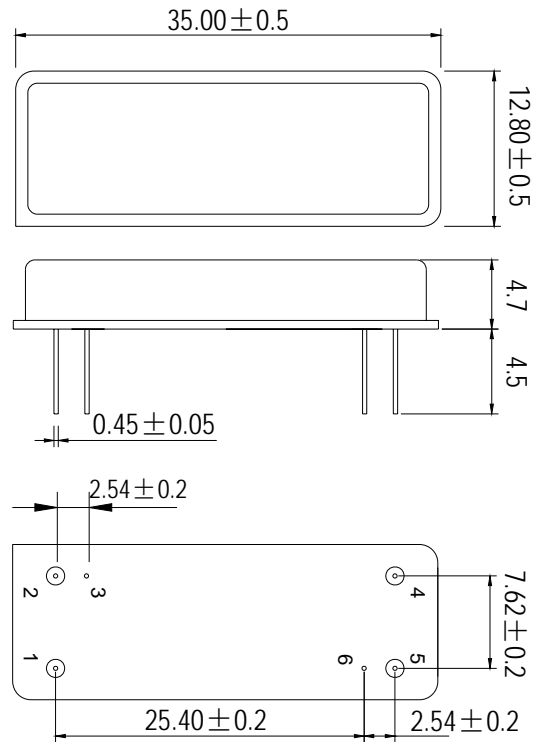
Notes - Component values may change depending
on board layout.



SIPAT Co., Ltd.
(CETC No. 26 Research Institute)
Nanping Huayuan Road No. 14
Chongqing, China, 400060

Part Number	LBT24003		
Rev. Date	2005-12-15		
Rev.	1.0	Page 1/3	

Package Dimension



Input:1
Output:5

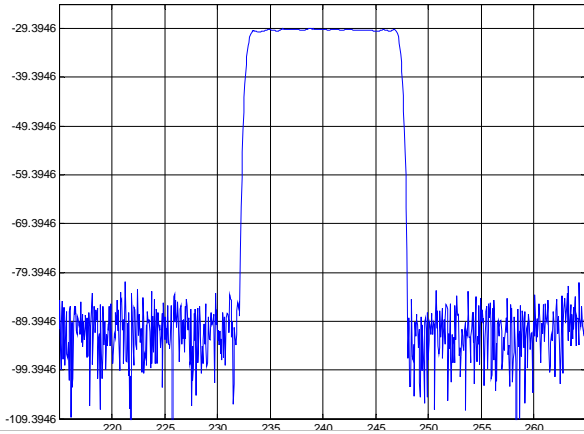


SIPAT Co., Ltd.
(CETC No. 26 Research Institute)
Nanping Huayuan Road No. 14
Chongqing, China, 400060

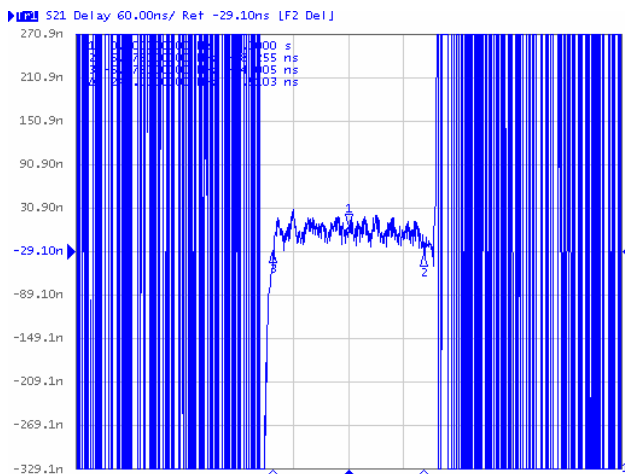
Part Number	LBT24003	
Rev. Date	2005-12-15	
Rev.	1.0	Page 2/3

Typical Performance

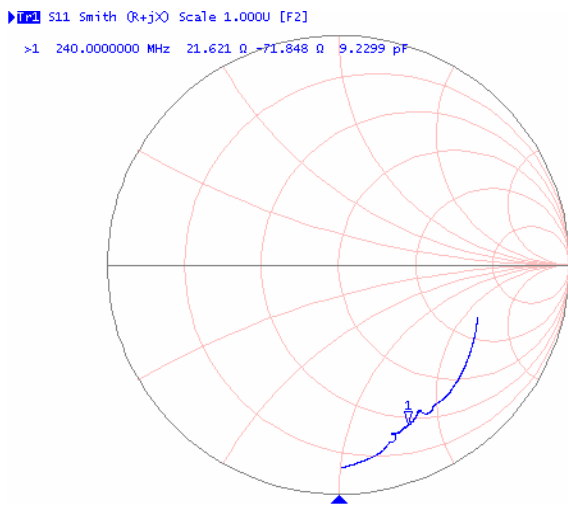
Frequency Respond



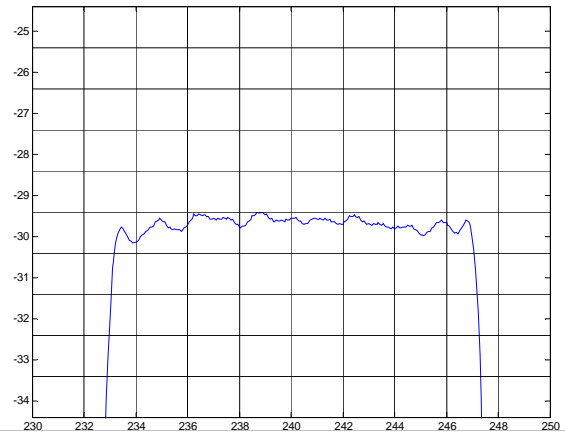
Group Delay Variation($f_0 \pm 6.875\text{MHz}$)



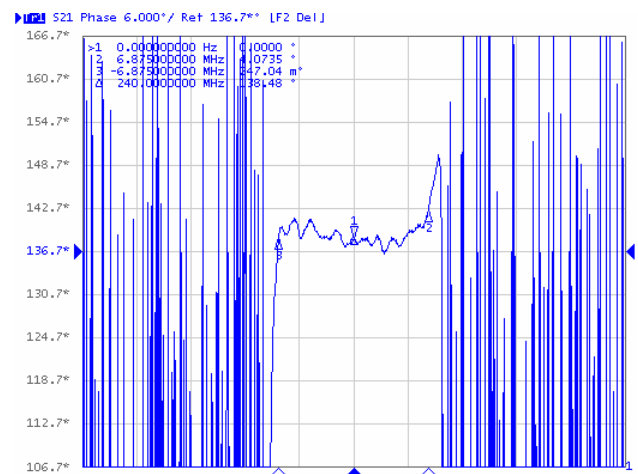
Smith Chart S11



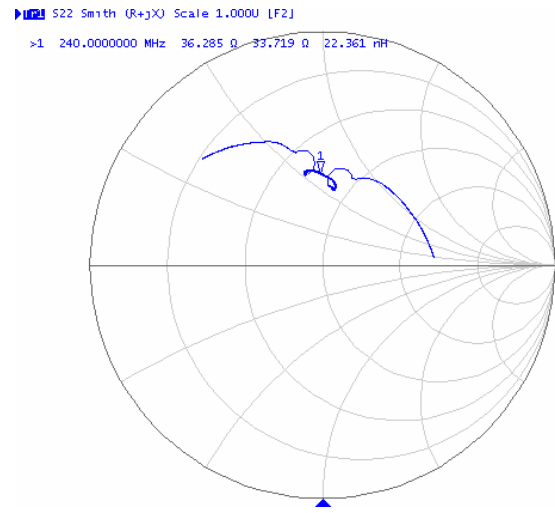
Passband Respond



Phase Linearity($f_0 \pm 6.875\text{MHz}$)



Smith Chart S22



SIPAT Co., Ltd.
(CETC No. 26 Research Institute)
Nanping Huayuan Road No. 14
Chongqing, China, 400060

Part Number	LBT24003	
Rev. Date	2005-12-15	
Rev.	1.0	Page 3/3