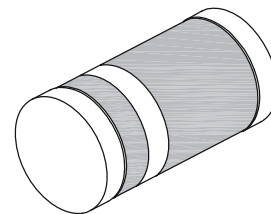


1.0A Glass Passivated Fast Recovery Rectifier

Features

- For Surface Mount Applications
- Glass Passivated Junction
- Exceeds Environmental Standards of MIL-S-19500/228
- High Temperature Soldering Guarantee: 250°C/10secs
- RoHS Compliant



MELF



Mechanical Data

Case:	Molded plastic body
Epoxy:	Meets UL 94V-0 flammability rating
Terminals:	Solderable End, Per MIL-STD-750, Method 2026
Weight:	0.15 grams

Maximum Ratings and Electrical Characteristics ($T_A=25^\circ\text{C}$ unless noted otherwise)

Symbol	Parameter	MLL4933	MLL4934	MLL4935	MLL4936	MLL4937	Units
VRRM	Max. Recurrent Peak Reverse Voltage	50	100	200	400	600	V
VRMS	Max. RMS Voltage	35	70	140	280	420	V
VDC	Max. DC Blocking Voltage	50	100	200	400	600	V
IO	Max. Average Forward Output Rectified Current @ $T_L=50^\circ\text{C}$	1.0					A
Trr	Max. Recovery Time (Note 1)	200					ns
IFSM	Peak Forward Surge Current (Note 2)	30					A
VF	Max. Instantaneous Forward Voltage Drop @ $I_O=1\text{A}$	1.3					V
IR	Max. DC Reverse Current at Rated DC Blocking Voltage	$T_A=25^\circ\text{C}$					uA
		$T_A=100^\circ\text{C}$					
CJ	Typical Junction Capacitance (Note 3)	15					pF
RθJA	Max. Thermal Resistance	80					°C/W
TJ	Operating Temperature Range	-55 to +125					°C

1.0A Glass Passivated Fast Recovery Rectifier

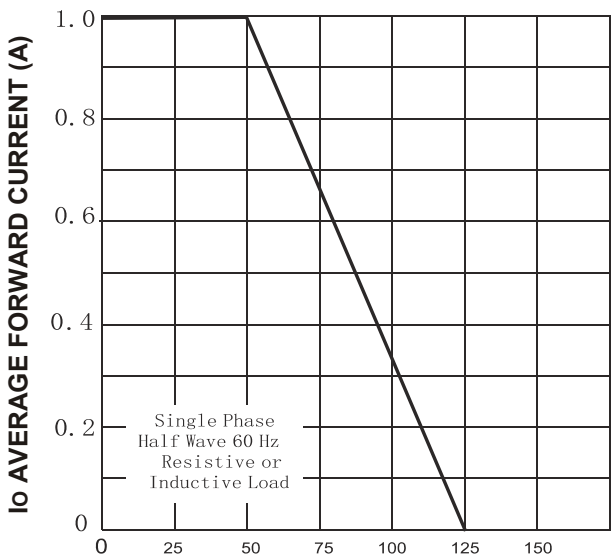
MLL4933 - MLL4937

Notes:

1. Reverse recovery test condition: $I_F=1.0A, V_R=30V, di/dt=50A/\mu s,$ and $I_{rr}=10\% I_{RM}$ for measurement of T_{rr}
2. 8.3ms single half sine-wave superimposed on rated load (JEDEC Method)
3. Measured at 1MHz and applied reverse voltage of 4.0VDC

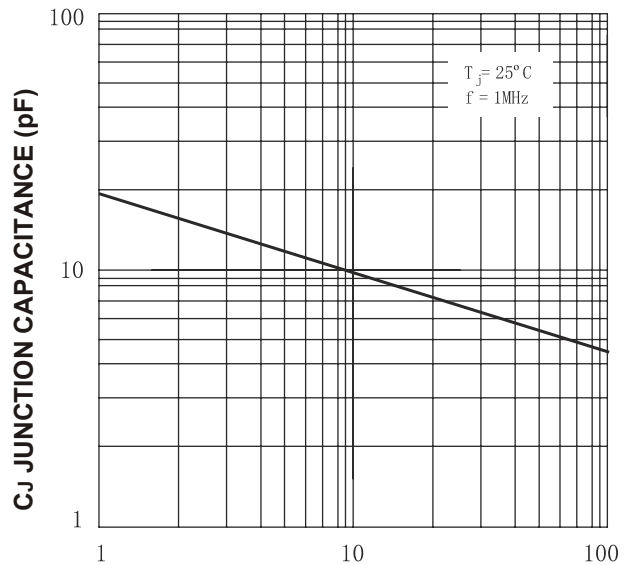
Typical Characteristics ($T_{ambient} = 25^\circ C$ unless otherwise specified)

Fig. 1 Forward Derating Curve



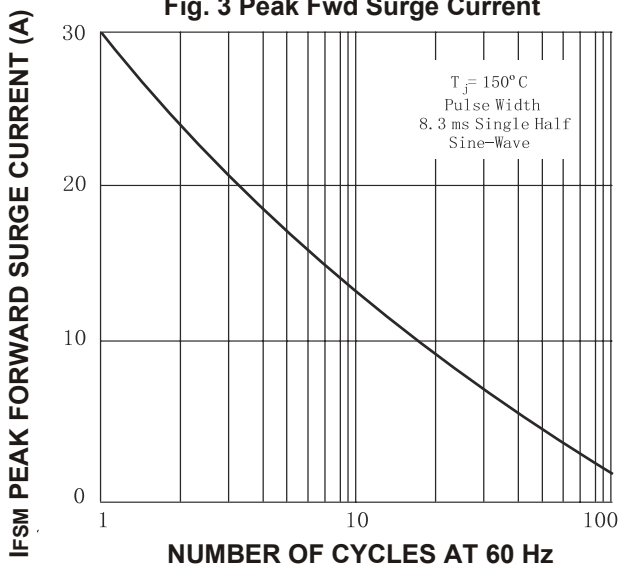
T_L LEAD TEMPERATURE (°C)

Fig. 2 Junction Capacitance vs Reverse Voltage



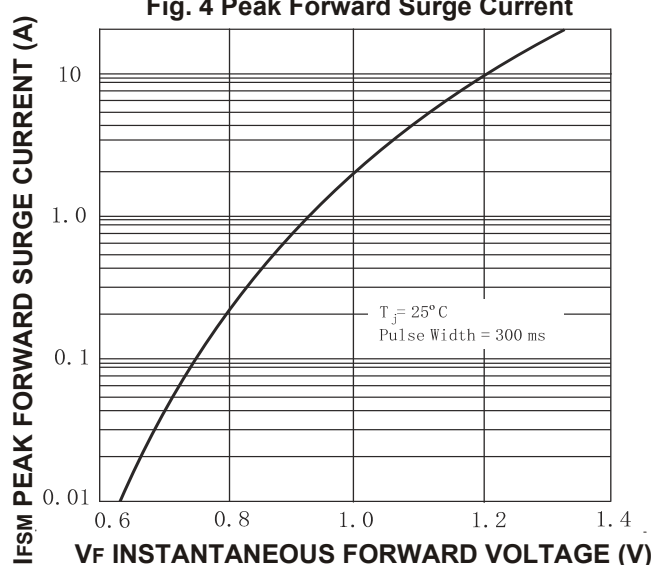
V_R REVERSE VOLTAGE (V)

Fig. 3 Peak Fwd Surge Current



NUMBER OF CYCLES AT 60 Hz

Fig. 4 Peak Forward Surge Current



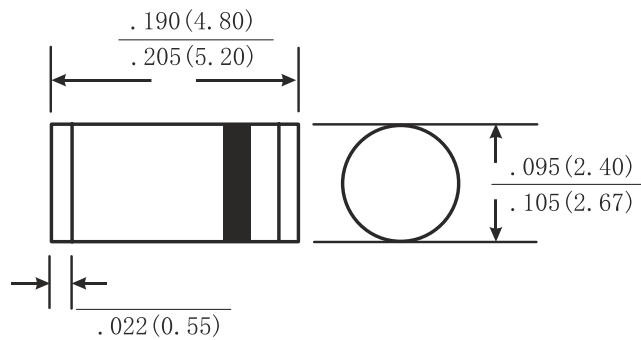
V_F INSTANTANEOUS FORWARD VOLTAGE (V)

1.0A Glass Passivated Fast Recovery Rectifier

MLL4933 - MLL4937

Dimensions in inch (mm)

MELF



How to contact us:

US HEADQUARTERS

28040 WEST HARRISON PARKWAY, VALENCIA, CA 91355-4162

Tel: (800) TAITRON (800) 824-8766 (661) 257-6060

Fax: (800) TAITFAX (800) 824-8329 (661) 257-6415

Email: taitron@taitroncomponents.com

Http://www.taitroncomponents.com

TAITRON COMPONENTS MEXICO, S.A .DE C.V.

BOULEVARD CENTRAL 5000 INTERIOR 5 PARQUE INDUSTRIAL ATITALAQUIA, HIDALGO

C.P. 42970 MEXICO

Tel: +52-55-5560-1519

Fax: +52-55-5560-2190

TAITRON COMPONENTS INCORPORATED E REPRESENTAÇÕES DO BRASIL LTDA

RUA DOMINGOS DE MORAIS, 2777, 2.ANDAR, SALA 24 SAÚDE - SÃO PAULO-SP 04035-001

BRAZIL

Tel: +55-11-5574-7949

Fax: +55-11-5572-0052

TAITRON COMPONENTS INCORPORATED, SHANGHAI REPRESENTATIVE OFFICE

METROBANK PLAZA, 1160 WEST YAN' AN ROAD, SUITE 1503, SHANGHAI, 200052, CHINA

Tel: +86-21-54249942

Fax: +86-21-5424-9931