

isc Silicon NPN RF Transistor

2SC3122

DESCRIPTION

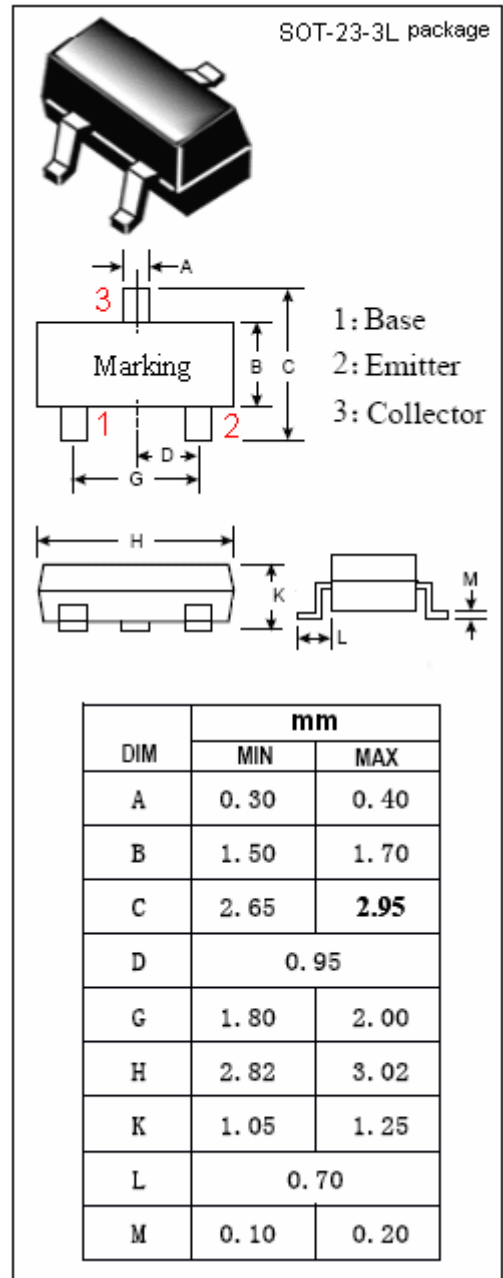
- High Gain-
: G_{pe} = 24dB TYP. @ f = 200MHz
- Low Noise-
: NF = 2.0dB TYP. @ f = 200MHz

APPLICATIONS

- Designed for TV VHF RF amplifier applications.

ABSOLUTE MAXIMUM RATINGS($T_a=25^\circ\text{C}$)

SYMBOL	PARAMETER	VALUE	UNIT
V_{CBO}	Collector-Base Voltage	30	V
V_{CEO}	Collector-Emitter Voltage	30	V
V_{EBO}	Emitter-Base Voltage	3	V
I_C	Collector Current-Continuous	20	mA
I_B	Base Current-Continuous	10	mA
P_C	Collector Power Dissipation @ $T_C=25^\circ\text{C}$	0.15	W
T_J	Junction Temperature	125	$^\circ\text{C}$
T_{stg}	Storage Temperature Range	-55~125	$^\circ\text{C}$



isc Silicon NPN RF Transistor

2SC3122

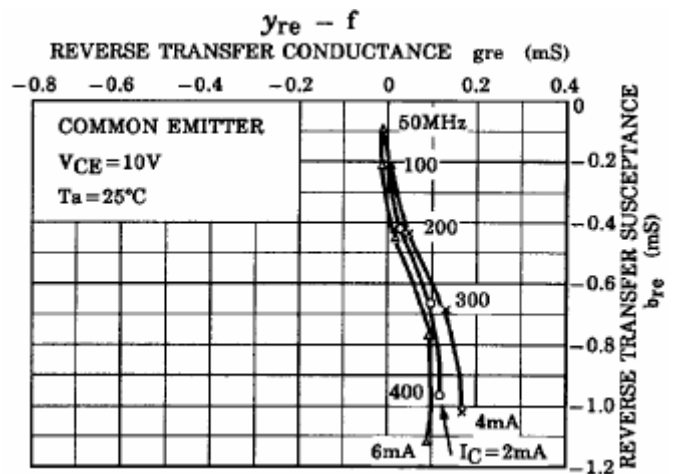
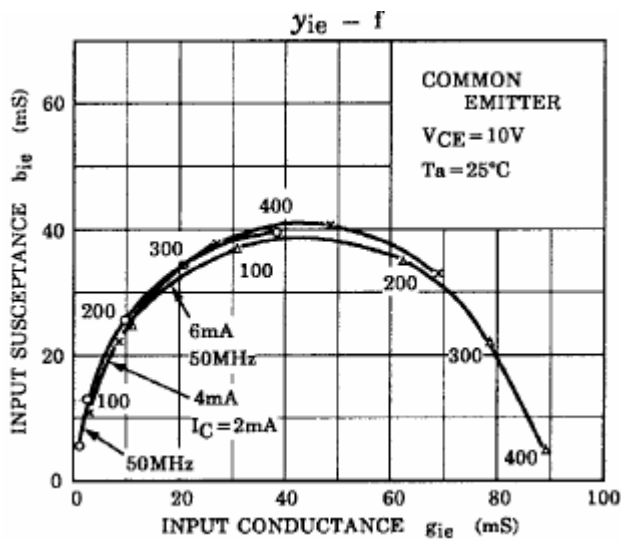
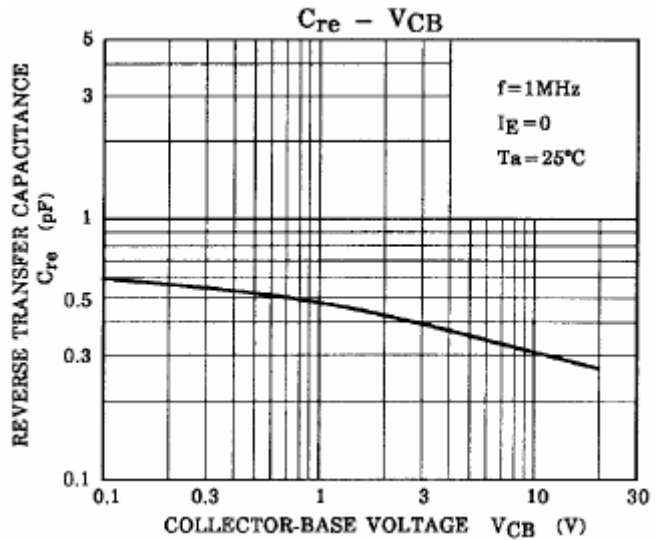
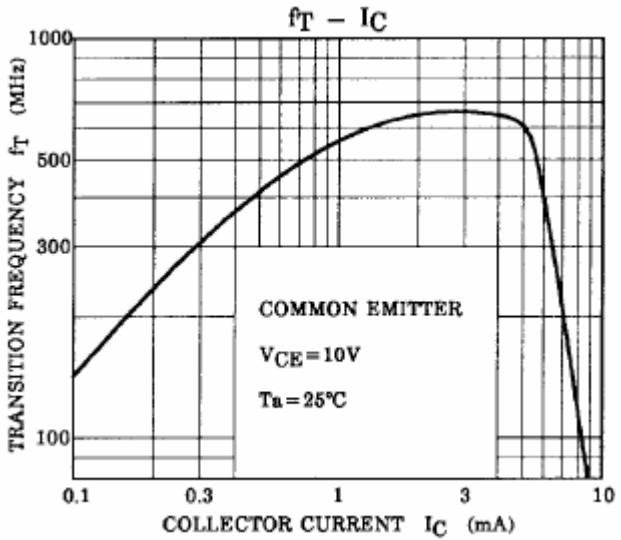
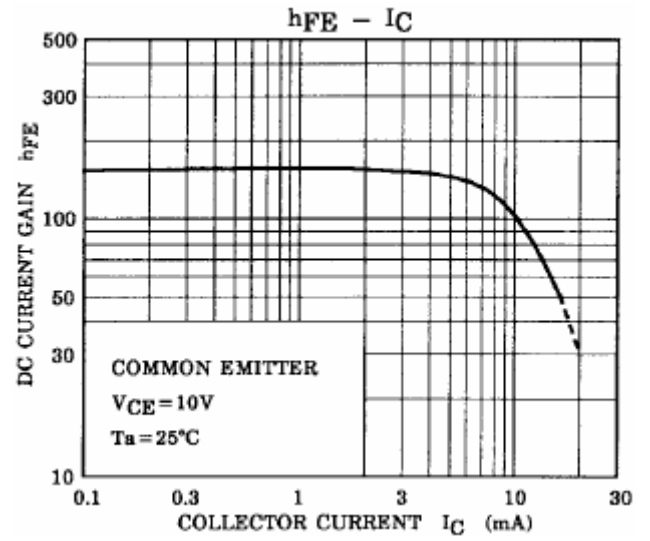
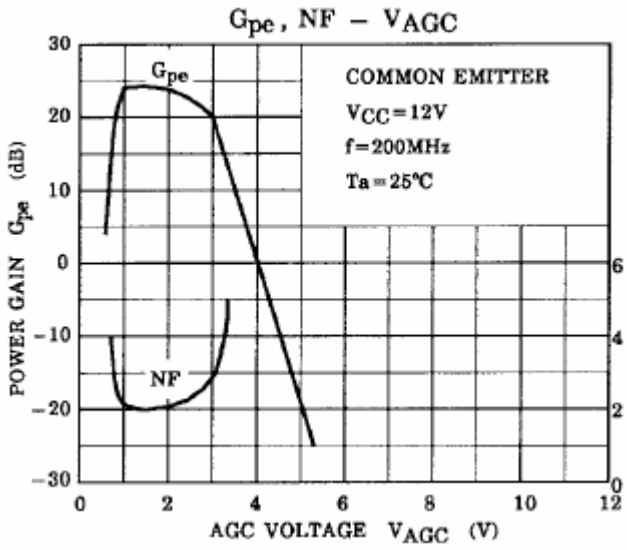
ELECTRICAL CHARACTERISTICS

 $T_C=25^{\circ}\text{C}$ unless otherwise specified

SYMBOL	PARAMETER	CONDITIONS	MIN	TYP.	MAX	UNIT
$V_{(BR)CEO}$	Collector-Emitter Breakdown Voltage	$I_C=1\text{mA}; I_B=0$	30			V
I_{CBO}	Collector Cutoff Current	$V_{CB}=25\text{V}; I_E=0$			0.1	μA
I_{EBO}	Emitter Cutoff Current	$V_{EB}=2\text{V}; I_C=0$			0.1	μA
h_{FE}	DC Current Gain	$I_C=2\text{mA}; V_{CE}=10\text{V}$	60		300	
C_{re}	Feed-Back Capacitance	$I_E=0; V_{CB}=10\text{V}; f=1.0\text{MHz}$		0.3	0.45	pF
f_T	Current-Gain—Bandwidth Product	$I_C=2\text{mA}; V_{CE}=10\text{V}$	400	650		MHz
G_{pe}	Power Gain	$V_{CE}=12\text{V}; V_{AGC}=1.4\text{V}; f=200\text{MHz}$	20	24	28	dB
NF	Noise Figure			2.0	3.2	dB

isc Silicon NPN RF Transistor

2SC3122



isc Silicon NPN RF Transistor

2SC3122

