

## Silicon Epitaxial Planar Transistor

## S9014

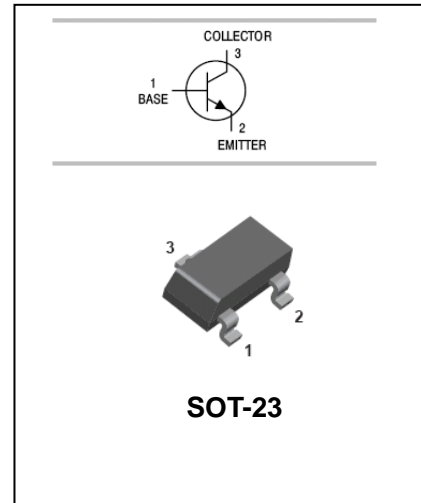
### FEATURES

- Complementary To S9015.
- Excellent  $H_{FE}$  Linearity.
- Power dissipation. ( $P_C=0.2W$ )



### APPLICATIONS

- Per-Amplifier low level & low noise.



### ORDERING INFORMATION

Type No.	Marking	Package Code
S9014	J6	SOT-23

### MAXIMUM RATING @ $T_a=25^{\circ}C$ unless otherwise specified

Symbol	Parameter	Value	Units
$V_{CBO}$	Collector-Base Voltage	50	V
$V_{CEO}$	Collector-Emitter Voltage	45	V
$V_{EBO}$	Emitter-Base Voltage	5	V
$I_C$	Collector Current -Continuous	100	mA
$P_C$	Collector Dissipation	200	mW
$T_j, T_{stg}$	Junction and Storage Temperature	-55~150	$^{\circ}C$

**Silicon Epitaxial Planar Transistor****S9014****ELECTRICAL CHARACTERISTICS @ Ta=25°C unless otherwise specified**

Parameter	Symbol	Test conditions	MIN	TYP	MAX	UNIT
Collector-base breakdown voltage	$V_{(BR)CBO}$	$I_C=100\mu A, I_E=0$	50			V
Collector-emitter breakdown voltage	$V_{(BR)CEO}$	$I_C=0.1mA, I_B=0$	45			V
Emitter-base breakdown voltage	$V_{(BR)EBO}$	$I_E=-100\mu A, I_C=0$	5			V
Collector cut-off current	$I_{CBO}$	$V_{CB}=50V, I_E=0$			0.1	$\mu A$
Collector cut-off current	$I_{CEO}$	$V_{CE}=35V, I_B=0$			0.1	$\mu A$
Emitter cut-off current	$I_{EBO}$	$V_{EB}=3V, I_C=0$			0.1	$\mu A$
DC current gain	$h_{FE}$	$V_{CE}=5V, I_C=1mA$	200		1000	
Collector-emitter saturation voltage	$V_{CE(sat)}$	$I_C=100mA, I_B=5mA$			0.3	V
Base-emitter saturation voltage	$V_{BE(sat)}$	$I_C=100mA, I_B=5mA$			1	V
Transition frequency	$f_T$	$V_{CE}=6V, I_C=20mA$ $f=30MHz$		150		MHz

**CLASSIFICATION OF  $h_{FE(1)}$** 

Rank	L	H
Range	200-450	450-1000

**Silicon Epitaxial Planar Transistor**

**S9014**

TYPICAL CHARACTERISTICS @ Ta=25°C unless otherwise specified

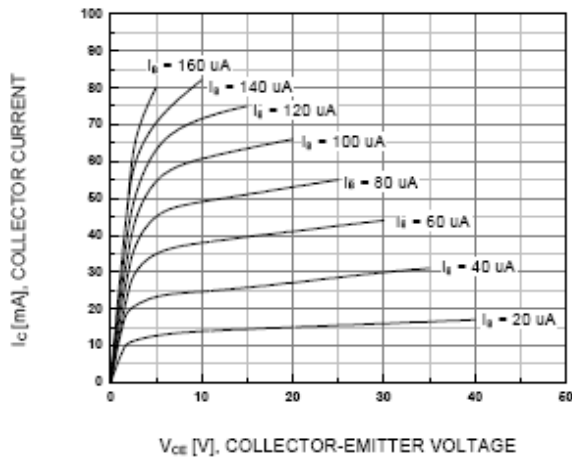


Figure 1. Static Characteristic

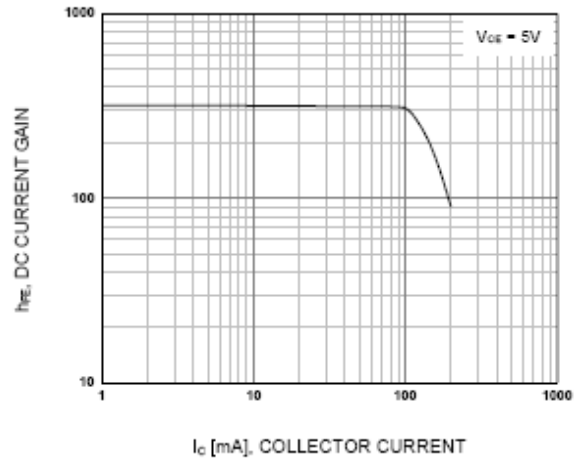


Figure 2. DC current Gain

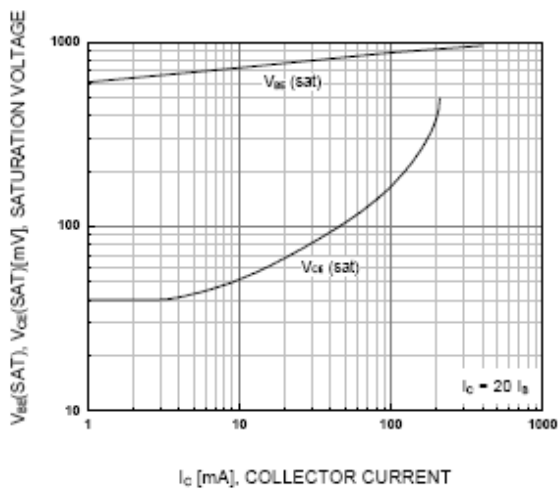


Figure 3. Base-Emitter Saturation Voltage  
Collector-Emitter Saturation Voltage

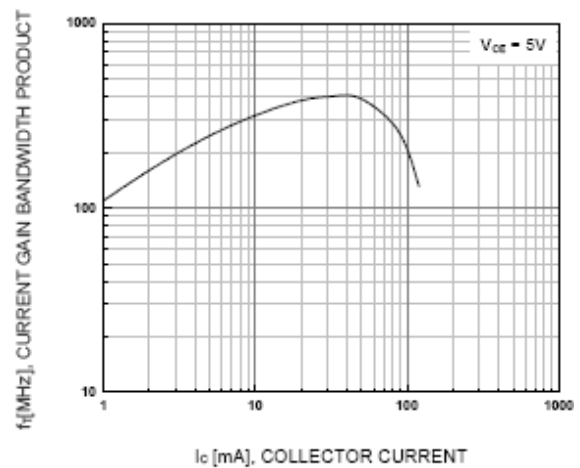


Figure 4. Current Gain Bandwidth Product

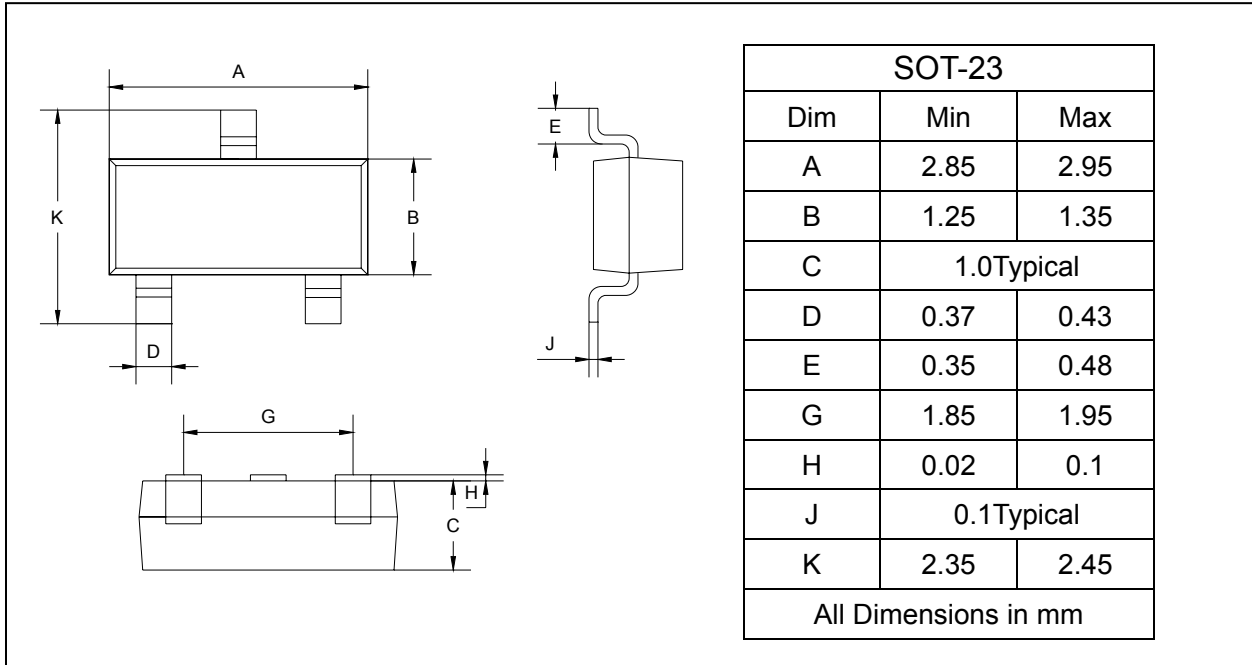
## Silicon Epitaxial Planar Transistor

## S9014

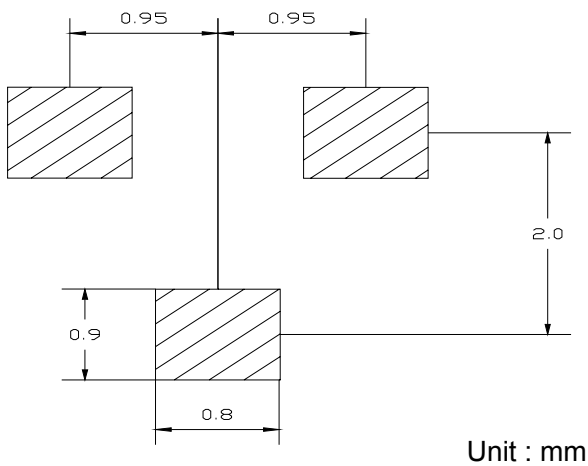
### PACKAGE OUTLINE

Plastic surface mounted package

SOT-23



### SOLDERING FOOTPRINT



### PACKAGE INFORMATION

Device	Package	Shipping
S9014	SOT-23	3000/Tape&Reel