



Sparkle Power Inc.
 A Leading Power Supply Manufacturer
 Web site: www.sparklepower.com

FSP350-60GNV (Active PFC & RoHS Compliant)
350 Watts SFX12V Switching Power Supply

Features

- Complied with SFX and SFX12V standard
- Active Power Factor Correction (PFC) meet EN61000-3-2
- High efficiency and reliability
- Remote ON/OFF function
- Internal 12V DC fan included
- Noise Killer (thermal fan speed control function)
- Low noise and ripple
- Complies with FCC part 15 subpart J class B 115Vac operation, and CISPR 22 class B at 230Vac operation
- Output over voltage, short circuit, and over current protection
- 100% Hi-pot, ATE, and burn-in tested
- Re-settable power shut down
- Approved by UL60950, CSA C22.2 NO. 60950, TUV EN60950 or VDE EN60950, NEMKO EN60950 (CB Report), CE

Input Characteristics

Input Range: 90 ~ 265Vac (RMS), Full Range Input

Frequency: 47 ~ 63Hz

Input Current: 4.5A (RMS) @115Vac, 2A (RMS) @230Vac

Inrush Current: No damage, typical 80A Max at cold start

Output Characteristics

Output Voltage	Minimum Load	Maximum Load	Load Reg.	Line Reg.	Ripple & Noise
+3.3V	0.5A	18A	± 5%	± 1%	50mV P-P
+5V	0.3A	18A	± 5%	± 1%	50mV P-P
+12V1	1.0A	9A	± 5%	± 1%	120mV P-P
+12V2	1.0A	16A	± 5%	± 1%	120mV P-P
-12V	0.0A	0.5A	± 10%	± 1%	120mV P-P
+5Vsb	0.0A	2.0A	± 5%	± 1%	50mV P-P

*+5V and +3.3V total output not exceed 125W

*+12V1 & +12V2 total current not exceed 22A

* This subject power supply is 350W



Specification

- **Temperature Range:** Operating: 0°C ~ +35°C on full load; storage & shipping: -20°C ~ +80°C
- **Humidity:** 5 ~ 95% on operating and storage
- **Dielectric Withstand:** Input to frame ground 1800 VAC for 1 second
- **Efficiency:** 75% at minimum measured at nominal AC main voltage and frequency with full load on all outputs
- **Rise time:** Less than 20ms
- **Hold-up Time:** 17ms minimum at nominal input voltage
- **Power Good Signal:** Power on delay time 100 ~ 500ms, off delay 1ms minimum (TTL and CMOS compatible)
- **Leakage Current:** Not exceed 3.5mA
- **MTBF:** 100,000 hours on maximum load at +25°C
- **Dimensions (LxWxH):** 130x125x63.5mm/5.1x5x2.5inch

Sparkle Power Inc.
Main Office
 1000 Rock Avenue
 San Jose, CA 95131
 TEL: 408-519-8888
 FAX: 408-519-9999
 E-MAIL: info@sparklepower.com

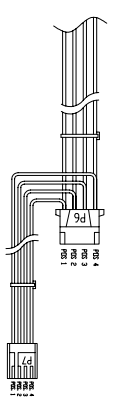
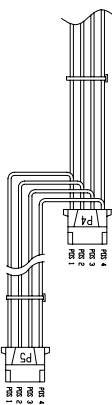
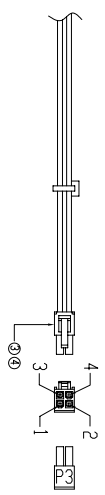
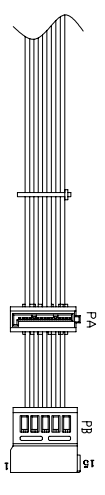
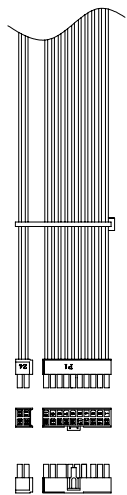
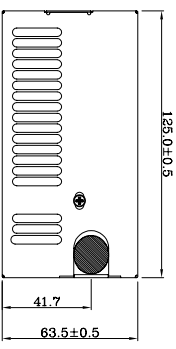
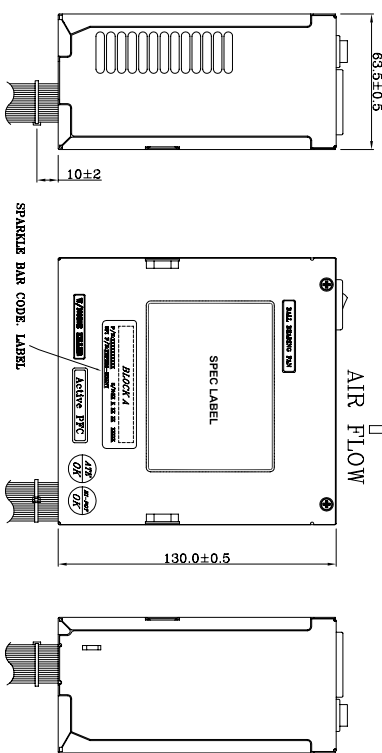
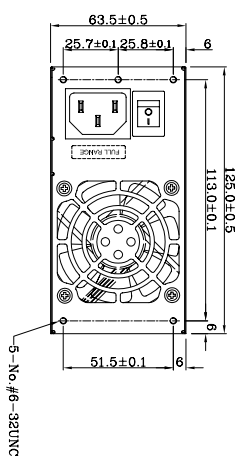
Sparkle Power Inc.
Los Angeles Office
 17071 Green Drive
 City of Industry, CA 91745
 TEL: 626-839-7180
 FAX: 626-839-3395

REF. ID.	PN NO.	SIGNAL	WIRE COLOR	GAUGE	CONNECTOR TYPE	CABLE LENGTH
P1 /24	1	+3.3VDC	ORANGE	18	MOLEX H786- 20V(LTT) +H786-04 N(LTT) or EQUIV.	300±15mm
	2	+3.3VDC	ORANGE	18		
	3	COM	BLACK	18		
	4	+5VDC	RED	18		
	5	COM	BLACK	18		
	6	+5VDC	RED	18		
	7	COM	BLACK	18		
	8	PW-ON	GRAY	24		
	9	+5Vsb	PURPLE	20		
	10	+12V1	YELLOW	18		
	11	+12V1	YELLOW	18		
	12	+3.3VDC	ORANGE	18		
	13	+3.3VDC	ORANGE	18		
	14	-12VDC	BROWN	24		
	15	COM	BLUE	24		
	16	PS-ON	BLACK	18		
	17	COM	GREEN	24		
	18	COM	BLACK	18		
	19	COM	BLACK	18		
	20	COM	BLACK	18		
PB	1	+5VDC	RED	18	MOLEX CL1271H50 15P or EQUIV.	170±15mm
	2	+5VDC	RED	18		
	3	+5VDC	RED	18		
	4	COM	BLACK	18		
	5	+12V1	YELLOW	18		
PA	1	+3.3V	ORANGE	18	MOLEX CL1271H50 15P or EQUIV.	300±15mm
	2	COM	BLACK	18		
	3	+5V	RED	18		
	4	COM	BLACK	18		
	5	+12V1	YELLOW	18		
P3	1	COM	BLACK	18	MOLEX 39-01-2040 or EQUIV.	300±15mm
	2	COM	BLACK	18		
	3	+12V2	YEL/BLK	18		
	4	+12V2	YEL/BLK	18		
	5	+12V2	YEL/BLK	18		
P4	1	+12V1	YELLOW	18	MOLEX 1-480424-0 or EQUIV.	300±15mm
	2	COM	BLACK	18		
	3	COM	BLACK	18		
	4	+5V	RED	18		
P5	1	+12V1	YELLOW	18	MOLEX 1-480424-0 or EQUIV.	170±10mm
	2	COM	BLACK	18		
	3	COM	BLACK	18		
	4	+5V	RED	18		
P7	1	+5V	RED	20	MOLEX 171822-4 or EQUIV.	170±10mm
	2	COM	BLACK	20		
	3	COM	BLACK	20		
	4	+12V1	YELLOW	20		

NOTE:

1. ALL THE LENGTH OF OUTPUT WIRES EXCLUDE HOUSING.
2. 產地標籤依業務指示加貼。

UNIT:mm
D:\RDB\8外銷\9PA3506101\9PA3506101-1.dwg, 2006/3/27 上午 10:40:03, Adobe PDF
INTERIOR COUNTERSIGN: 夏侯永健



P/N.:9PA3506101
SPI P/N.:FSP350-60GNV

MODEL NO. : FSP350-60GNV(S03001)	TITLE: ASSY	SHEET: 1 OF 1	REV:01
R&D(8)	PE	CHECKED	DESIGN
			DRAWN
			DATE
			MAR.21.2006