

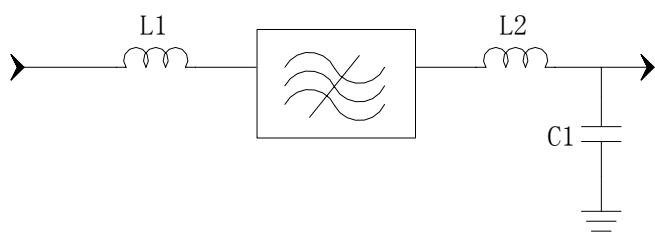
Specifications

Parameter	Unit	Minimum	Typical	Maximum
Center Frequency	MHz	114.9	115	115.1
Insertion Loss	dB	-	24.8	26.3
1 dB Bandwidth	MHz	14.1	14.15	
3 dB Bandwidth	MHz		14.5	-
40 dB Bandwidth	MHz	-	15.5	15.6
Group delay Variation($f_0 \pm 7.05\text{MHz}$)	nsec	-	100	-
Passband Variation	dB	-	0.8	1
Ultimate Rejection	dB	50	55	-
Absolute delay	usec	-	2.8	4
Substrate Material		YZ LiNbO ₃		
Ambient Temperature	°C	25		
Package Size		DIP3512 (35.0x12.8x4.7mm ³)		

Notes:

1. All specifications are based on the test circuit shown
2. In production, devices will be tested at room temperature to a guardbanded specification to ensure electrical compliance over temperature
3. Electrical margin has been built into the design to account for the variations due to temperature drift and manufacturing tolerances
4. This is the optimum impedance in order to achieve the performance show

Matching Configuration



L1=22nH L2=33nH
C1=15pF

Source/Load Impedance=50 ohm

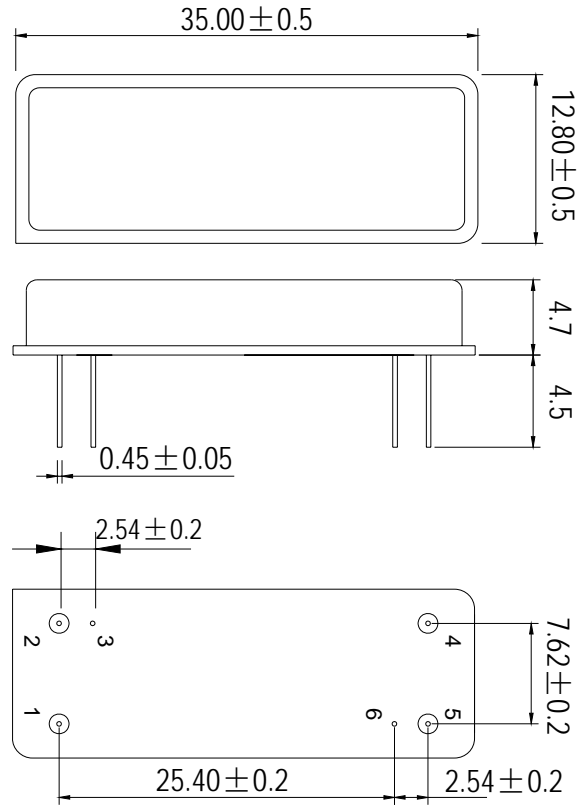
Notes - Component values may change depending
on board layout.



SIPAT Co., Ltd.
(CETC No. 26 Research Institute)
Nanping Huayuan Road No. 14
Chongqing, China, 400060

Part Number	SP LBN11530	
Rev. Date	2005-1-27	
Rev.	2.0	Page 1/3

Package Dimension

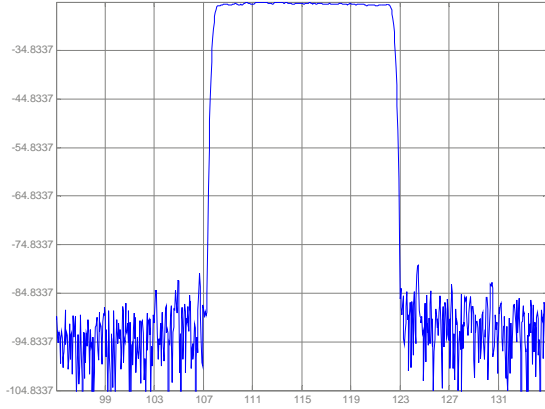


SIPAT Co., Ltd.
(CETC No. 26 Research Institute)
Nanping Huayuan Road No. 14
Chongqing, China, 400060

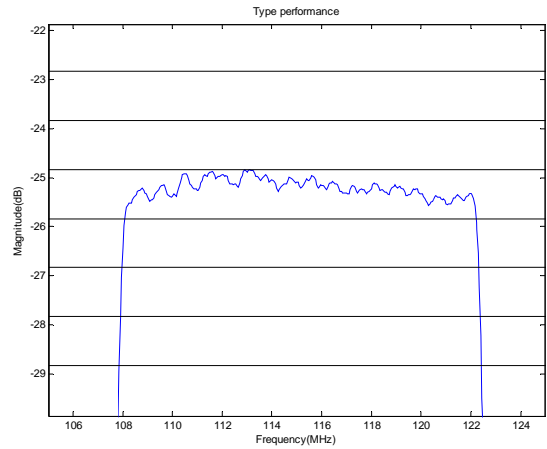
Part Number	SP LBN11530	
Rev. Date	2005-1-27	
Rev.	2.0	Page 2/3

Typical Performance

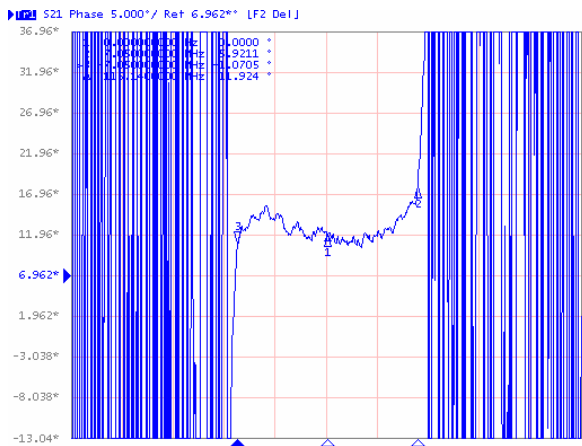
Frequency Response



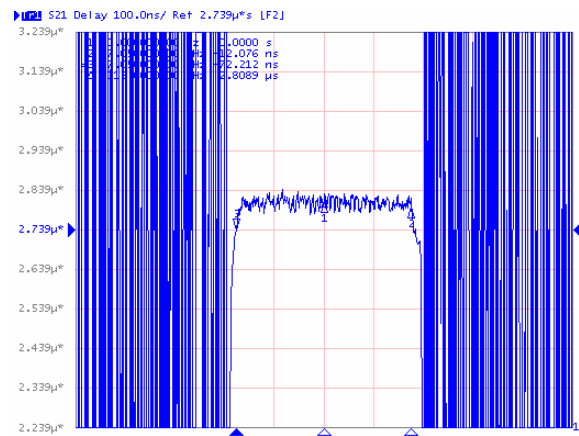
Passband Response



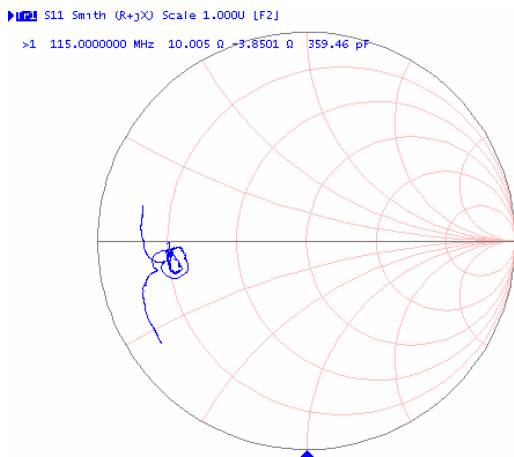
Phase Linearity ($f_0 \pm 7.05\text{MHz}$)



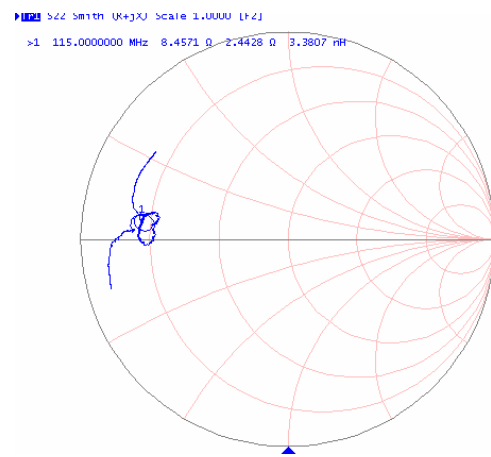
Group delay Variation ($f_0 \pm 7.05\text{MHz}$)



Smith Chart S11



Smith Chart S22



SIPAT Co., Ltd.
(CETC No. 26 Research Institute)
Nanping Huayuan Road No. 14
Chongqing, China, 400060

Part Number	SP LBN11530	
Rev. Date	2005-1-27	
Rev.	2.0	Page 3/3