



SVD301

X Band VCO, PLO

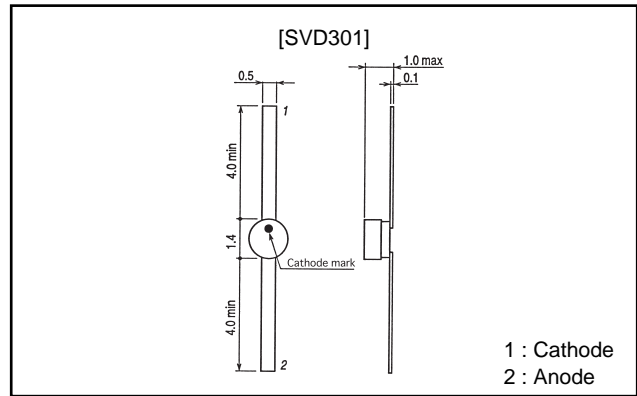
Features

- High Q.
- High capacitance ratio.

Package Dimensions

unit: mm

1274



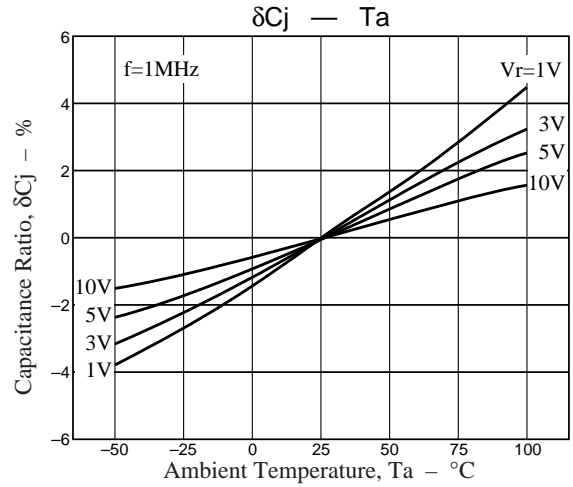
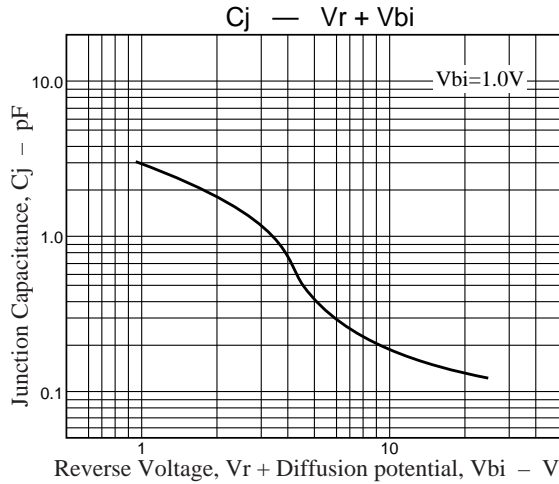
Specifications

Absolute Maximum Ratings at Ta=25°C

Parameter	Symbol	Conditions	Ratings	Unit
Peak Reverse Voltage	V_{rm}		30	V
Average Rectified Current	I_{fm}		30	mA
Allowable Power Dissipation	P_D		200	mW
Junction Temperature	T_j		150	°C
Storage Temperature	T_{stg}		-65 to +150	°C
Mounting Temperature	T_m		230/10s	°C

Electrical Characteristics at Ta=25°C

Parameter	Symbol	Conditions	Ratings			Unit
			min	typ	max	
Forward Voltage	V_F	$I_F=10mA$			1.4	V
Reverse Voltage	V_R	$I_R=10\mu A$	-27			V
Reverse Current	I_R	$V_R=25V$			250	nA
Interterminal Capacitance	C_{t0V}	$V_R=0V, f=1MHz$	2.2	2.6		pF
Capacitance Ratio	C_{j0V} / C_{j25V}	$V_R=0V, 25V, f=1MHz$	17	20		



- No products described or contained herein are intended for use in surgical implants, life-support systems, aerospace equipment, nuclear power control systems, vehicles, disaster/crime-prevention equipment and the like, the failure of which may directly or indirectly cause injury, death or property loss.
- Anyone purchasing any products described or contained herein for an above-mentioned use shall:
 - ① Accept full responsibility and indemnify and defend SANYO ELECTRIC CO., LTD., its affiliates, subsidiaries and distributors and all their officers and employees, jointly and severally, against any and all claims and litigation and all damages, cost and expenses associated with such use:
 - ② Not impose any responsibility for any fault or negligence which may be cited in any such claim or litigation on SANYO ELECTRIC CO., LTD., its affiliates, subsidiaries and distributors or any of their officers and employees jointly or severally.
- Information (including circuit diagrams and circuit parameters) herein is for example only; it is not guaranteed for volume production. SANYO believes information herein is accurate and reliable, but no guarantees are made or implied regarding its use or any infringements of intellectual property rights or other rights of third parties.

This catalog provides information as of September, 1997. Specifications and information herein are subject to change without notice.