

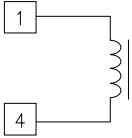
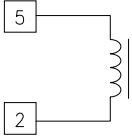
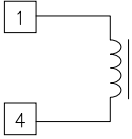
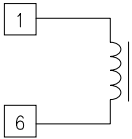
Low Power Inductors (Miniature)

Designed for General Purpose Applications such as Low Power Ripple Filters or where Inductance Stability with variation in load currents is required.

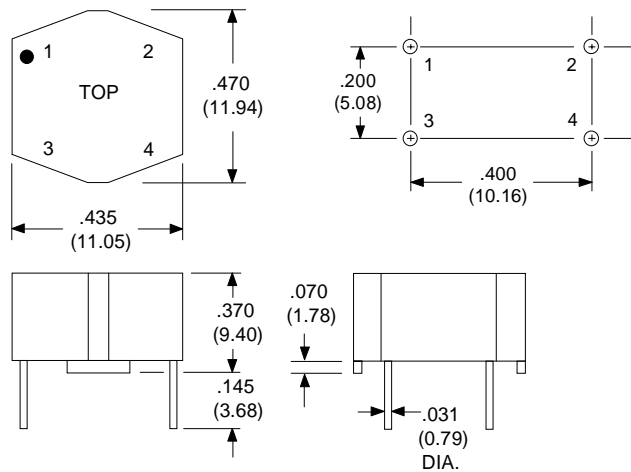
Tape & Reel Available for Surface Mount versions

NEW!

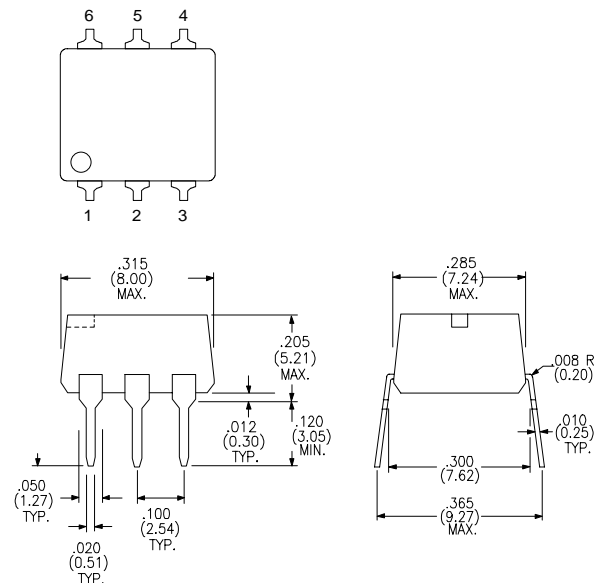
Electrical Specifications at 25°C

Part Number	L Nom. (μH)	I Max. (A)	DCR Nom. (mΩ)	Fux Density (V-μS)	Package Type	Drawing	Schematics
L-14900	7.5	0.35	110	2.6	6 Pin Dip	See Below	 <p>For Surface Mount Version add Suffix "G"</p> <p>See pg. 39, fig. 21 for dimensions</p>
L-14901	10.4	0.29	162	3.1	6 Pin Dip	See Below	
L-14902	15.0	0.25	240	3.7	6 Pin Dip	See Below	
L-14903	19.0	0.22	341	4.1	6 Pin Dip	See Below	
L-14904	36.5	0.36	267	13.2	T6	Pg. 38 Fig. 16	 <p>For Surface Mount Version add Suffix "G"</p> <p>See pg. 38, fig. 17 for dimensions</p>
L-14905	48.1	0.32	389	15.2	T6	Pg. 38 Fig. 16	
L-14906	61.3	0.28	550	17.1	T6	Pg. 38 Fig. 16	
L-14907	80.0	0.24	776	19.6	T6	Pg. 38 Fig. 16	
L-14908	105.8	0.21	1130	22.5	T6	Pg. 38 Fig. 16	
L-14909	75.1	0.34	326	25.4	4 Pin Dip	See Below	
L-14910	100.7	0.29	479	29.4	4 Pin Dip	See Below	
L-14911	135.3	0.25	704	34.1	4 Pin Dip	See Below	
L-14912	168.9	0.23	986	38.1	4 Pin Dip	See Below	
L-14913	219.7	0.20	1390	43.5	4 Pin Dip	See Below	
L-14914	102.6	0.36	319	36.6	10 Pin Dip	Pg. 38 Fig. 18	 <p>For Surface Mount Version add Suffix "G"</p> <p>See pg. 38, fig. 19 for dimensions</p>
L-14915	132.5	0.31	461	41.6	10 Pin Dip	Pg. 38 Fig. 18	
L-14916	178.3	0.27	678	48.2	10 Pin Dip	Pg. 38 Fig. 18	
L-14917	223.9	0.24	964	54.1	10 Pin Dip	Pg. 38 Fig. 18	
L-14918	290.2	0.21	1380	61.6	10 Pin Dip	Pg. 38 Fig. 18	

4-Pin DIP



6-Pin DIP



Specifications are subject to change without notice

LOW-PWR2 - 2/97