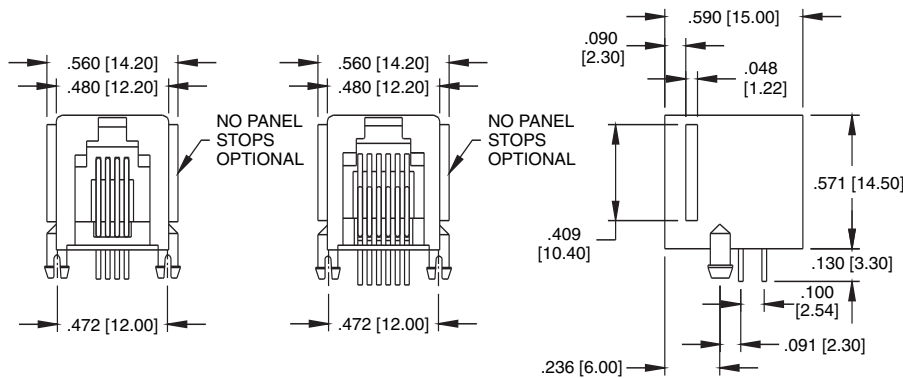


Ordering Information pg. 9

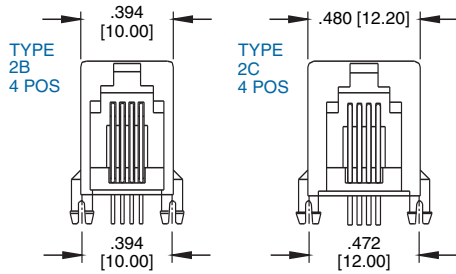
**TYPE 2**  
4P4C  
6P6C  
6P4C



MTJ-662X2



MTJ-442X2



**TYPE 2B & 2C**  
4P4C  
6P6C  
6P4C  
8P8C



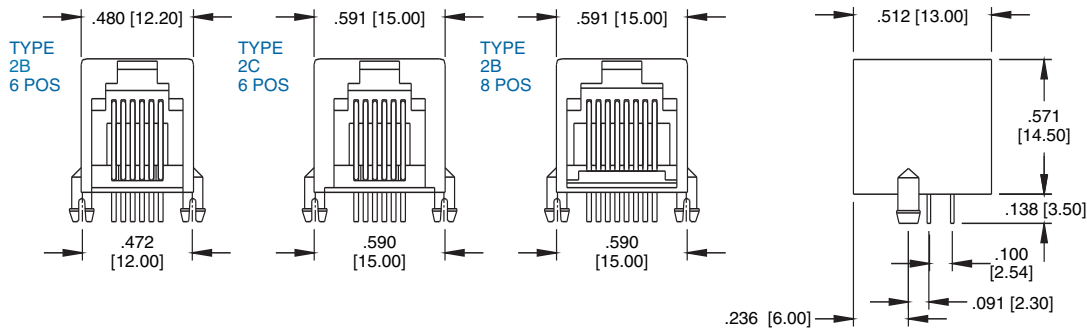
MTJ-442BX2



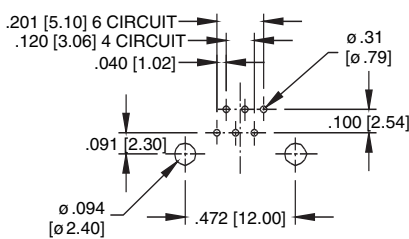
MTJ-642BX2



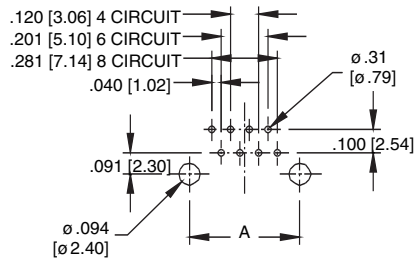
MTJ-882BX1



**TYPE 2**



**TYPE 2B & 2C**



**Recommended PCB Layout**

DIM. "A"	
TYPE 2B 4P4C	.394 [10.00]
TYPE 2C 4P4C	.472 [12.00]
TYPE 2B 6P6C	.472 [12.00]
TYPE 2C 6P6C	.591 [15.00]
TYPE 2B 8P8C	.590 [15.00]