



FEATURES

- Low noise
- Small size
- High sensitivity

DESCRIPTION

The **SD 197-70-74-661** module Incorporates a Blue Enhanced 5mm cooled APD, TEC controller, HV supply, and two stage preamplifier, in a small package.

APPLICATIONS

- Industrial
- Medical

ABSOLUTE MAXIMUM RATING* (TA)= 23°C UNLESS OTHERWISE NOTED

SYMBOL	PARAMETER	MIN	MAX	UNITS
+/- 12 V _S	Voltage Supplies	+/-11	+/-13	V
+5 V _S		+4.75	+5.25	
T _{STG}	Storage Temperature	-40	+70	°C
T _O	Operating Temperature	0	+40	°C

ELECTRIC WIRING TABLE

WIRE COLOR	ITEM
Red	+12V
Green	GND
Black	-12V
Blue**	External Bias Adjust Input
Orange	HV Monitor
Violet	Temperature Monitor
Gray	Temperature Monitor GND
Yellow	+5V
White	GND for +5V Supply

*All specifications apply when APD is at 0°C with a gain of 300 and a load resistance of 50 ohms. Typical HV divider Ratio and voltage gain is 404.

Recommended load on amplifier output is from 50ohms to 1Mohm.

Devices must be mounted to a heat sink with TEC on.

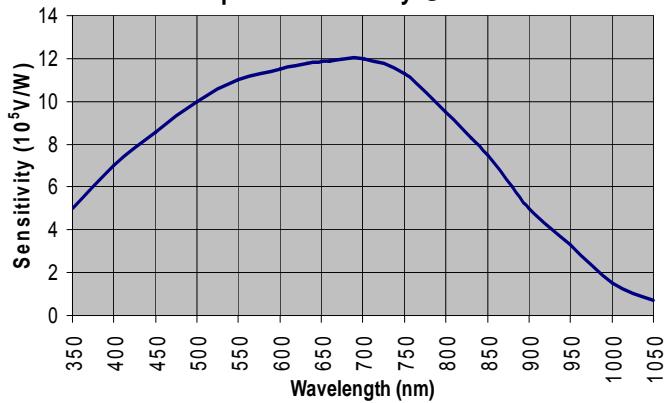
**To activate the external bias control (blue wire), turn the gain adjust fully counter clockwise and place a jumper across J1 the external bias select connector. Input voltage on blue wire 0 to 5 volts. The module must be operated with a heat sink.

*ELECTRO-OPTICAL CHARACTERISTICS RATING (TA)= 23°C UNLESS OTHERWISE NOTED

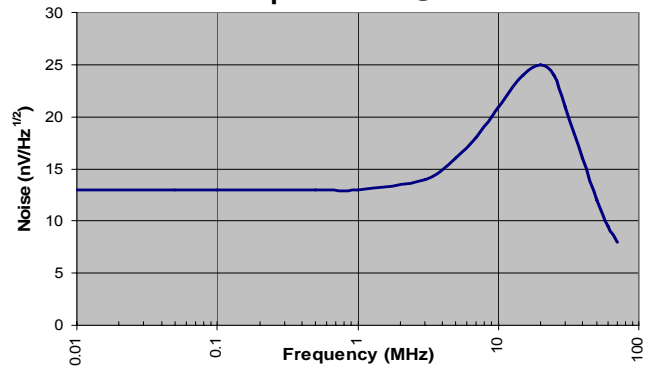
SYMBOL	CHARACTERISTIC	TEST CONDITIONS	MIN	TYP	MAX	UNITS
I _s	Current Supply	+12V supply	120		220	mA
		-12V supply	30		50	
		+5V supply	0.8		1.9	
V _{os}	Output Offset			±1	±5	mV
λ range	Spectral Application Range	Spot Scan	350		1050	nm
S	Sensitivity	f = 1MHz, λ = 500nm		9.5		10 ⁵ V/W
NEP	Noise Equivalent Power	f = 1MHz, λ = 500nm		7.1 x 10 ⁻¹⁵		W/√Hz
R _o	Output resistance			50		ohms
f _{cut}	High Cutoff Frequency	λ = 675 nm	12	14		MHz

Information in this technical datasheet is believed to be correct and reliable. However, no responsibility is assumed for possible inaccuracies or omission. Specifications are subject to change without notice.

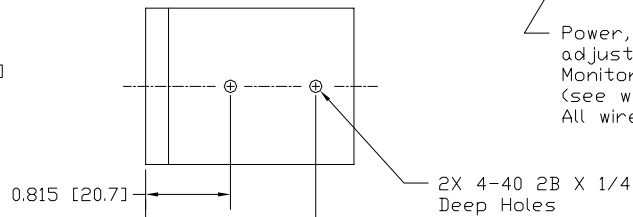
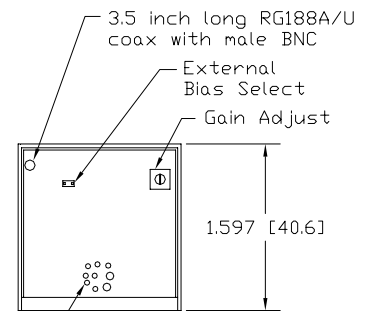
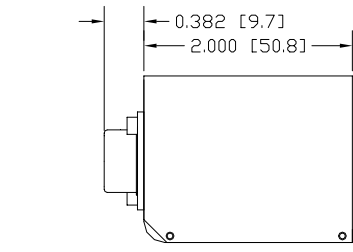
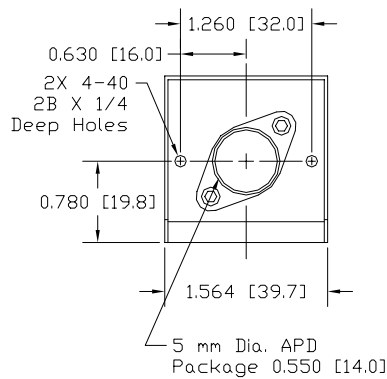
Spectral Sensitivity @ Gain 300



Dark Output Noise @ Gain 300



Mechanical Dimension in inches



Bottom view shown without
APD and electrical wires. Side
views shown without electrical wires.

Power, External bias
adjust input and
Monitor wires
(see wiring table)
All wires are 2ft long

Information in this technical datasheet is believed to be correct and reliable. However, no responsibility is assumed for possible inaccuracies or omission. Specifications are subject to change without notice.