

by Honeywell

Description

The INX Intelligent Network Transponder is a component of the E3 Series™ Expandable Emergency Evacuation System and E3 Series™ Broadband Audio Evacuation System. The INX transponder serves as the point of distribution for the system's audio and fire fighter telephone risers. The INX occupies a single node on the E3 Broadband network and is connected by a single pair of unshielded, twisted wires, fiber-optic cable or any combination of the two. Each E3 Broadband node can be spaced on the network a maximum distance of 3,000 feet (914.4 m) or up to a 8 dB loss using fiber-optic cable. Built-in isolation at each node permits Style 4, Style 6, and Style 7 network configurations.

The E3 Broadband Audio Evacuation System is a peer-to-peer, self-regenerating, token ring network comprised of up to sixty-four (64), individual nodes. E3 Broadband employs proven technology and extends it to accomplish emergency voice evacuation, 2-way Fire Fighter communications, and building control applications. It is unique in the industry in requiring only a single pair of wires or fiber-optic cable connections between nodes to convey all fire alarm, digital voice, fire fighter communications, paging, and building control signals. This system provides a 16 message capacity with up to a 3 minute duration per INX. Messages are easily field-configurable with a laptop computer.

A typical INX assembly consists of an Intelligent Network Interface-Voice Gateway (INI-VGX) module, a PM-9 power supply, and can accommodate up to four (4), AM-50 amplifiers including a minimum of one (1) backup amplifier. It is enclosed in a compact 19" enclosure capable of accommodating up to 12 A/H size batteries. The modular approach of E3 Broadband greatly simplifies design and installation and allows complete flexibility in retrofit or add-on situations. This system is ideal for a wide range of complex

E3 Series™ is a trademark of Fire Control Instruments.

Intelligent Network Transponder



INX

Features

- Listed under UL Standard 864, 9th Edition.
- All communication signals and control-by-event sequences over two wires or fiber-optic cable including: audio evacuation, voice paging, fire fighter intercom, and building control signals.
- Integrates with INCC command centers and additional INX transponders to create a complete audio evacuation system with up to sixty-four (64) nodes.
- Distributed architecture, including Style 7 wiring configurations, allow system components to continue normal operation with NO loss of function during single line fault conditions.
- State-of-the-art digital signal processor (DSP) technology for efficient audio compression and filtering.
- Software-programmable multi-channel digital audio applications.
- One Style 4 signaling line circuit (SLC) supporting up to thirty-two (32), addressable speaker circuits (AOM-MUXF for dual channel) and sixteen (16) addressable phones circuits (AOM-TELF).
- Up to 150 watts of audio power (AM-50) amplifier module with additional 50 watts of standby in a single, compact wall-mounted cabinet.
- Module with additional 50 watts of standby in a single, compact wall-mounted cabinet.
- Each AM-50 amplifier module provides two (2), individually activated speaker circuits supplying 50 watts total.

An ISO 9001-2000 Company



GAMEWELL-FCI

12 Clintonville Road, Northford, CT 06472 - Tel: (203) 484-7161 - Fax: (203) 484-7118

Specifications are for information only, are not intended for installation purposes, and are subject to change without notice. No responsibility is assumed by Gamewell-FCI for their use.

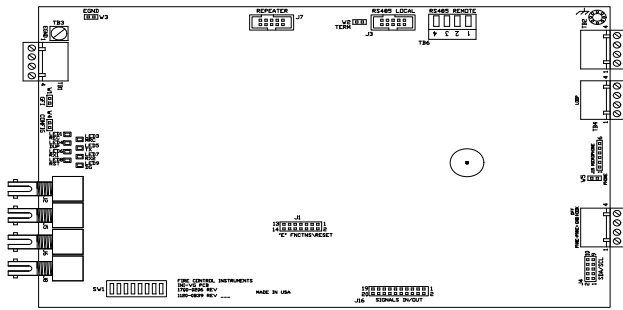


Figure 1 INI-VGX

INI-VGX

The INI-VGX is a multi-function module which incorporates:

- Network interface using twisted, unshielded wire or fiber-optic cable.
- Fully digital message generator.
- One signaling line circuit for local peripheral devices.
- Local fire fighter phone riser.

It occupies a single DIP switch selectable address on the network and provides termination points for the network connection using either a pair of twisted, non-shielded wire (12 AWG max.) or fiber-optic cable.

The INI-VGX uses advanced Digital Signal Processing (DSP) technology for audio compression and filtering allowing E3 Broadband to produce the clearest audio possible. Background noise is automatically filtered during voice paging and fire fighter communications increasing audibility and eliminating the need for Push-to-Talk devices.

The INI-VGX can accommodate up to sixteen (16), different messages with a total combined duration of three minutes. Each message can be field installed via a laptop computer and can be in the form of a voice message or an evacuation tone. The INI-VGX provides a fire fighter phone riser that would connect to phone jacks or warden stations through AOM-TELF modules.

The INI-VGX provides one (1) Signaling Line Circuit (SLC) to control and supervise Addressable Output Modules (AOM) serving as speaker circuits and fire fighter telephone circuits. The INI-VGX SLC can support up to thirty-two (32), speaker circuits using the AOM-MUXF for dual channel applications. In addition, each INI-VGX SLC can support up to sixteen (16), fire fighter intercom circuits using the AOM-MUXF.

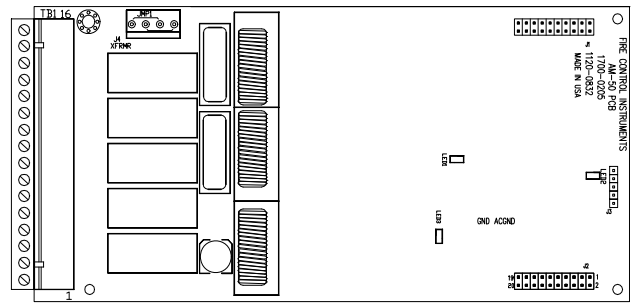


Figure 2 AM-50

AM-50

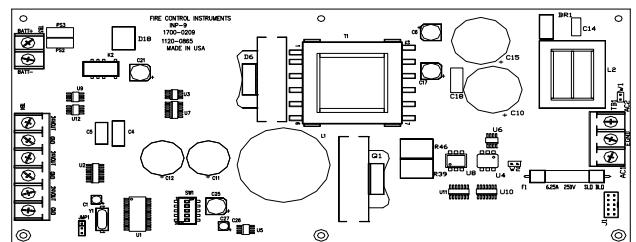
The AM-50 is a 50 watt, digital, switching power amplifier. As many as four (4), AM-50 amplifier modules can be installed in each INX cabinet.

Each AM-50 provides two (2) speaker circuits that can be wired Style Y (Class “B”) or Style Z (Class “A”). The terminal connections can accommodate up to 12 AWG, twisted, shielded wire. Each circuit can provide up to 50 watts of power individually or divide the total 50 watts available between them in any combination. Each circuit may be individually activated.

Each AM-50 can be programmed to respond to any one of 16 messages generated from its local INI-VGX or individually selected for network voice paging.

The four (4) amplifiers that can be installed in the INX can be configured as three (3) main amplifiers sharing a common standby amplifier or as two (2), main amplifiers each with its own backup amplifier.

Figure 3 PM-9



PM-9

The PM-9 is a switching power supply that provides 9 amps of filtered and regulated 24 VDC (nominal) to power the INX transponder. It has an internal battery charging circuit capable of accommodating up to 55 A/H batteries as well as an auxiliary 24 VDC output @ 3 amps max.

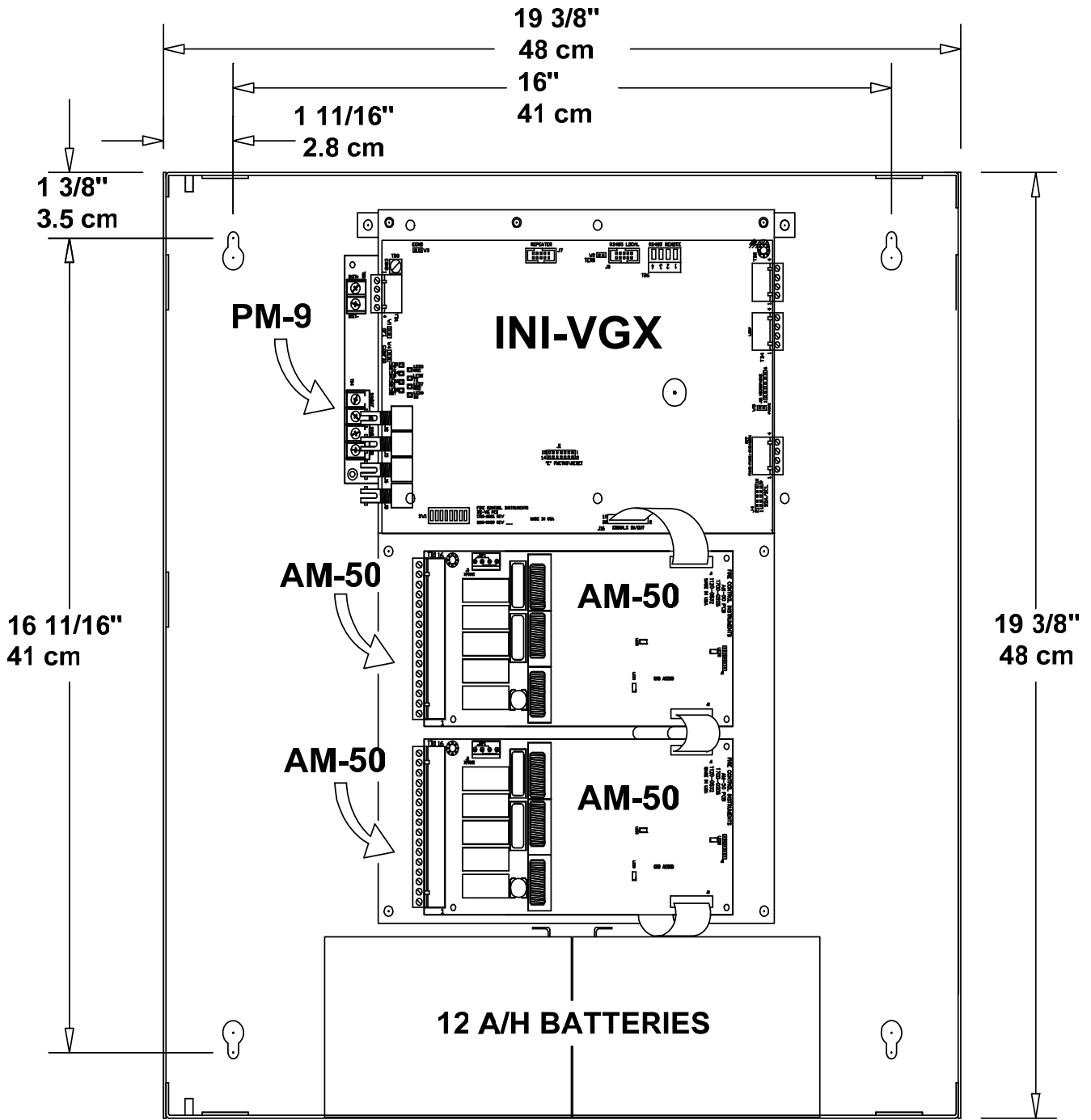


Figure 4 Dimensions

Specifications

Description

INI-VGX

Operating Voltage: 24 VDC (nominal)
Operating Current: 0.150 amp. supervisory and alarm
Operating Temperature: 32° to 120° F (0° to 49° C)
Relative Humidity: 0 to 93% (non-condensing)
Fiber Connectors: Up to 200 microns (multimode), optimized for 62.5/125 microns
Dimensions: 10" W x 6" H x 1" D (25 x 15 x 2.5 cm)

AM-50

Operating Voltage: 24 VDC (nominal)
Operating Current: 0.120 amp supervisory, 2.206 amp max. alarm
Operating Temperature: 32° to 120° F (0° to 49° C)
Relative Humidity: 0 to 93% (non-condensing)
Audio Output: 50 watts max. @ 25 V_{RMS}
Dimensions: 7 1/2" W x 3 1/2" H x 1 1/4" D (19 x 9 x 3 cm)

PM-9

Input Voltage: 120 VAC @ 3.5 A max.
Operating Voltage: 24 VDC (nominal)
Operating Current: 0.050 amp supervisory, up to 9 amps max. in alarm
Operating Temperature: 32° to 120° F (0° to 49° C)
Relative Humidity: 0 to 93% (non-condensing)
Dimensions: 10 1/2" W x 5" H x 2" D (27 x 13 x 5 cm)

Ordering Information

Model

Model	Description
INI-VGX	Transponder Voice Gateway
PM-9	INX 9 ampere Power Supply
AM-50	INX 50 watt amplifier
INX-CAB	Backbox with Black Door INX 19" W x 19" H x 4" D (48 x 48 x 10 cm)
INX-CABR	Backbox with Red Door INX 19" W x 19" H x 4" D (48 x 48 x 10 cm)

Description