



Sparkle Power Inc.
 A Leading Power Supply Manufacturer
 Web site: www.sparklepower.com

FSP250-601UD (Active PFC & RoHS Compliant)
250 Watts ATX12V 1U Switching Power Supply

Features

- Complied with ATX12V standard
- Active Power Factor Correction (PFC) meet EN61000-3-2
- High efficiency and reliability
- Remote ON/OFF function
- Internal 12V DC fan included
- Noise Killer (thermal fan speed control function)
- Low noise and ripple
- Complies with FCC part 15 subpart J class B 115Vac operation, and CISPR 22 class B at 230Vac operation
- Output over voltage, short circuit, and over current protection
- 100% Hi-pot, ATE, and burn-in tested
- Re-settable power shut down
- Approved by UL60950, CSA C22.2 NO. 60950, TUV EN60950 or VDE EN60950, NEMKO EN60950 (CB Report), CE

Input Characteristics

Input Range: 90 ~ 265Vac (RMS), Full Range Input

Frequency: 47 ~ 63Hz

Input Current: 6A (RMS) @115Vac, 3A (RMS) @230Vac

Inrush Current: 80A Max @115Vac, 120A Max @230Vac cold

start

Output Characteristics

Output Voltage	Minimum Load	Maximum Load	Load Reg.	Line Reg.	Ripple & Noise
+3.3V	0.5A	16A	± 5%	± 1%	50mV P-P
+5V	0.5A	16A	± 5%	± 1%	50mV P-P
+12V1	0.5A	16A	± 5%	± 1%	120mV P-P
+12V2	0.5A	16A	± 5%	± 1%	120mV P-P
-12V	0.0A	0.5A	± 10%	± 2%	120mV P-P
+5Vsb	0.1A	2.5A	± 5%	± 1%	50mV P-P

*+5V and +3.3V total output not exceed 100W

*+12V1 & +12V2 total current not exceed 18A

*+3.3V, +5V, and +12V total output cannot exceed 230W

* This subject power supply is 250W

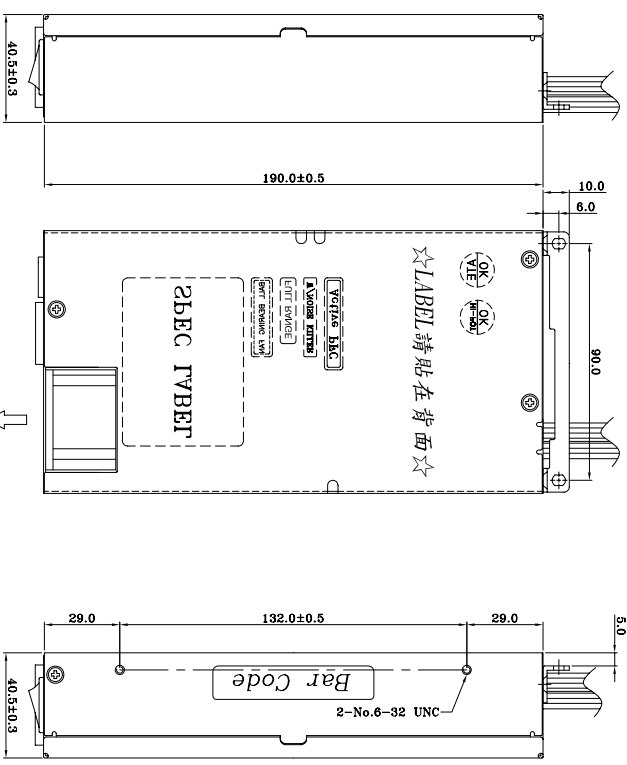
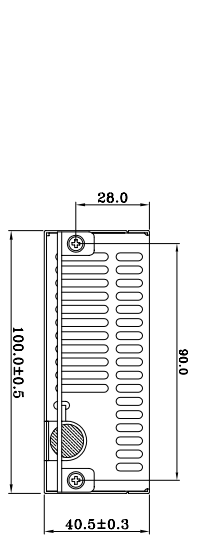
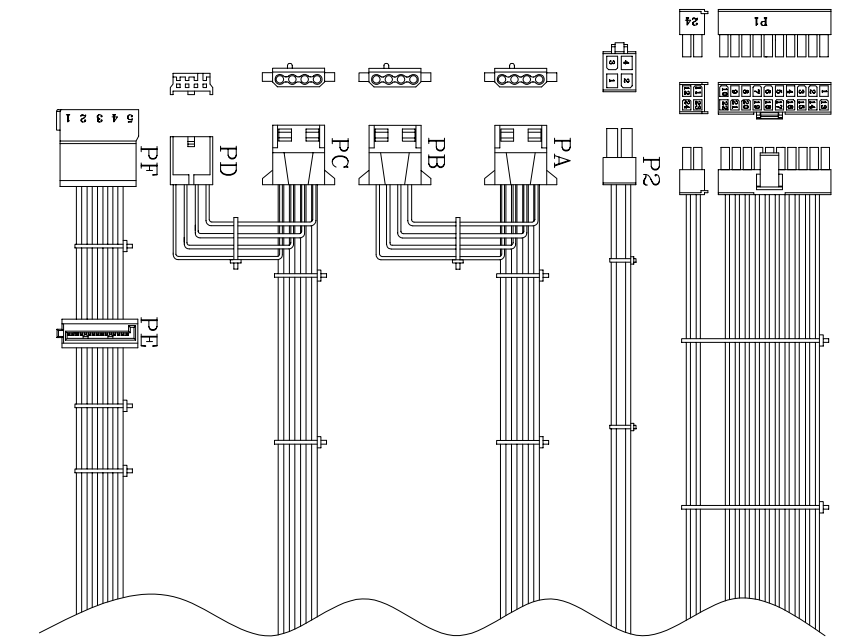


Specification

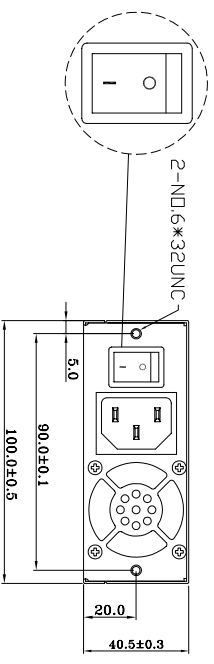
- **Temperature Range:** Operating: 0°C ~ +50°C on full load; storage & shipping: -20°C ~ +80°C
- **Humidity:** 5 ~ 95% on operating and storage
- **Dielectric Withstand:** Input to frame ground 1800 VAC for 1 second
- **Efficiency:** 70% at minimum measured at nominal AC main voltage and frequency with maximum load on all outputs
- **Rise time:** Less than 20ms
- **Hold-up Time:** 18ms minimum at nominal input voltage
- **Power Good Signal:** Power on delay time 100 ~ 500ms, off delay 1ms minimum (TTL and CMOS compatible)
- **Leakage Current:** Not exceed 3.5mA at 264Vac, 50Hz
- **MTBF:** 100,000 hours on maximum load at +25°C
- **Dimensions (LxWxH):** 190x100x40.5mm/7.5x3.9x1.6inch

Sparkle Power Inc.
Main Office
 1000 Rock Avenue
 San Jose, CA 95131
 TEL: 408-519-8888
 FAX: 408-519-9999
 E-MAIL: info@sparklepower.com

Sparkle Power Inc.
Los Angeles Office
 17071 Green Drive
 City of Industry, CA 91745
 TEL: 626-839-7180
 FAX: 626-839-3395



2 I/O轉向180°



FSP P/N.:9PA250AM01
SPI P/N.:FSP250-601UD

- NOTE:
1. ALL THE LENGTH OF OUTPUT WIRES EXCLUDE HOUSING.
 2. 產地標籤依業務指示加貼.

UNIT:mm

REF. ID.	PIN NO.	SIGNAL.	WIRE COLOR	GAGE	CONNECTOR TYPE	LENGTH
P1	1	+3.3VDC	ORANGE	18	JFT	500±20
	2	+3.3VDC	ORANGE	18	Common-4Pin or NonVOLT	mm
	3	COM	BLACK	18		
	4	+5VDC	RED	18		
	5	COM	BLACK	18		
P2	1	+5VDC	RED	18		
	2	+5VDC	RED	18		
	23	+5VDC	RED	18		
	24	COM	BLACK	18		
	25	COM	BLACK	18		
PA	1	COM	BLACK	18	MOLEX 39-01-2040 or EQUIV.	500±20
	2	COM	BLACK	18		
	3	+12V1	YEL/BLACK	18		
	4	+12V1	YEL/BLACK	18		
PB	1	+12V2	YELLOW	18	AMP 480424-01mm or EQUIV.	500±20
	2	COM	BLACK	18		
	3	COM	BLACK	18		
	4	+5V	RED	18		
PC	1	+12V2	YELLOW	18	AMP 171822-4	200±10
	2	COM	BLACK	22	or EQUIV.	
	3	COM	BLACK	22		
	4	+5V	RED	22		
PD	1	+12V2	YELLOW	18	AMP 171822-4	200±10
	2	COM	BLACK	22	or EQUIV.	
	3	COM	BLACK	22		
	4	+5V	RED	22		
PE	1	+12V2	YELLOW	18	AMP 171822-4	200±10
	2	COM	BLACK	18	CL1271180	mm
	3	+5V	RED	18	CL1270100	
	4	COM	BLACK	18	-15F	
	5	+3.3VDC	ORANGE	18	or EQUIV.	
PF	1	+12V2	YELLOW	18		200±10
	2	COM	BLACK	18	CL1270100	mm
	3	+5V	RED	18	-15F	
	4	COM	BLACK	18	or EQUIV.	
	5	+3.3VDC	ORANGE	18		

MODEL NO. : FSP250-601UD(S031)	TITLE: ASSY	SHEET: 1 OF 1	REV:02
R&D	PE	DATE	Aug.02.2006
INTERIOR COUNTERSIGN:		黃鈺婷	

Mechanical Drawing(外觀/機構圖)表單編號7000P-0111