

isc Silicon NPN RF Transistor

2SC4252

DESCRIPTION

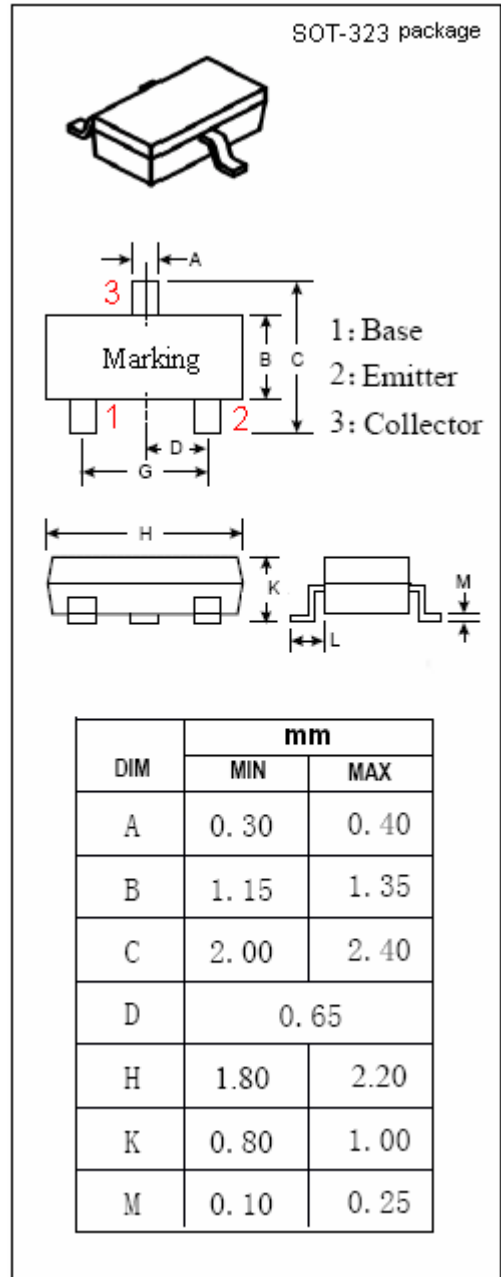
- High Current-Gain Bandwidth Product
 $f_T = 2.1 \text{ GHz TYP.}$
- Low Output Capacitance-
 $C_{OB} = 1.1 \text{ pF TYP.}$

APPLICATIONS

- Designed for TV tuner ,VHF oscillator applications.

ABSOLUTE MAXIMUM RATINGS($T_a=25^\circ\text{C}$)

SYMBOL	PARAMETER	VALUE	UNIT
V_{CBO}	Collector-Base Voltage	20	V
V_{CEO}	Collector-Emitter Voltage	12	V
V_{EBO}	Emitter-Base Voltage	3	V
I_C	Collector Current-Continuous	30	mA
I_B	Base Current-Continuous	15	mA
P_C	Collector Power Dissipation @ $T_c=25^\circ\text{C}$	0.1	W
T_J	Junction Temperature	125	$^\circ\text{C}$
T_{stg}	Storage Temperature Range	-55~125	$^\circ\text{C}$



isc Silicon NPN RF Transistor

2SC4252

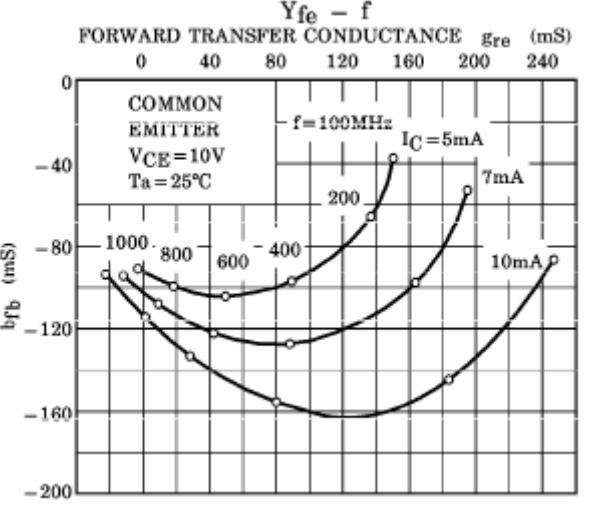
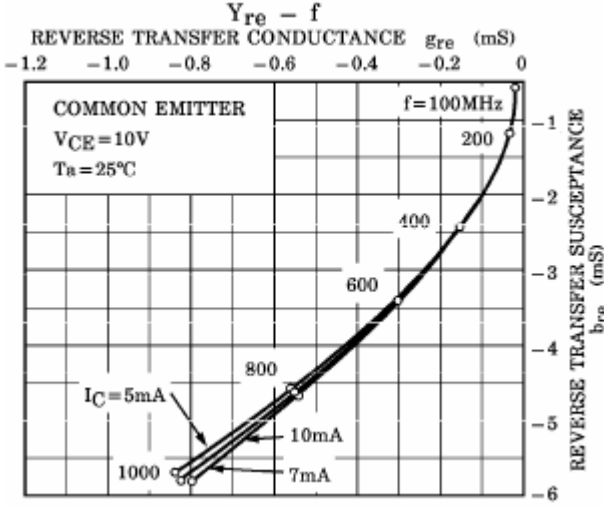
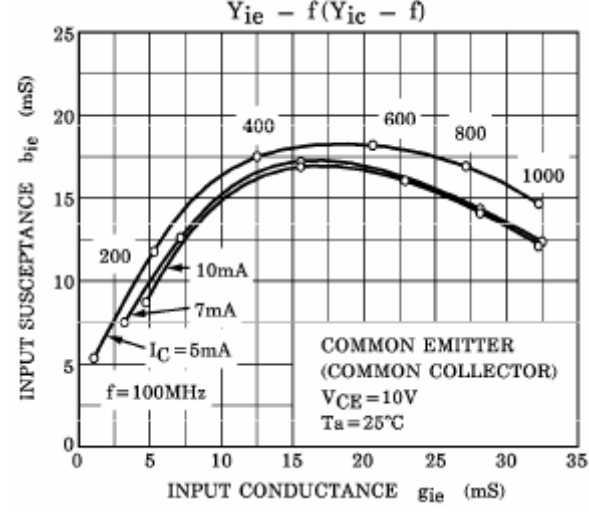
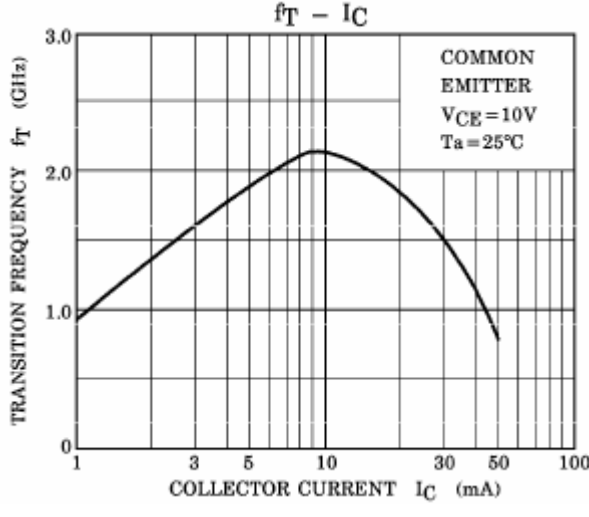
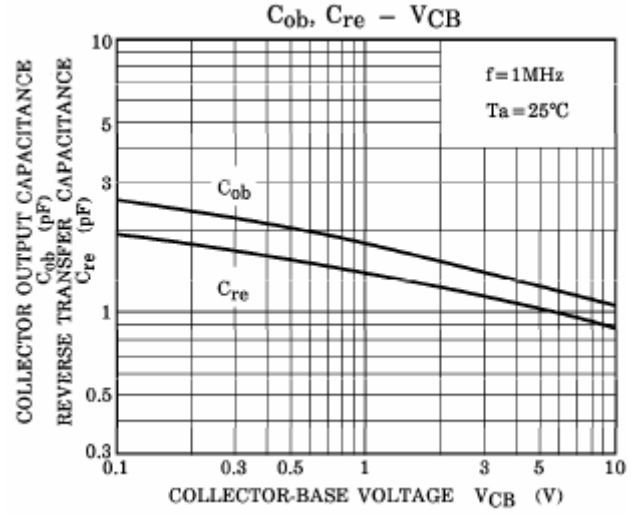
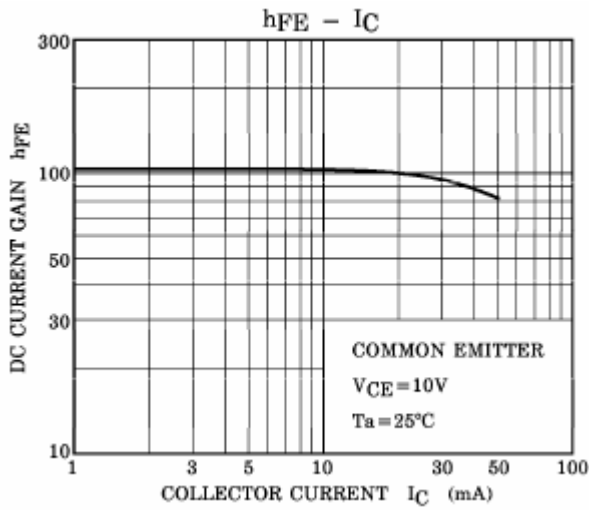
ELECTRICAL CHARACTERISTICS

 $T_C=25^{\circ}\text{C}$ unless otherwise specified

SYMBOL	PARAMETER	CONDITIONS	MIN	TYP.	MAX	UNIT
I_{CBO}	Collector Cutoff Current	$V_{CB}=20\text{V}; I_E=0$			0.1	μA
I_{EBO}	Emitter Cutoff Current	$V_{EB}=3\text{V}; I_C=0$			1.0	μA
$V_{(BR)CEO}$	Collector-Emitter Breakdown Voltage	$I_C=1\text{mA}; I_B=0$	12			V
h_{FE}	DC Current Gain	$I_C=5\text{mA}; V_{CE}=10\text{V}$	40		250	
f_T	Current-Gain—Bandwidth Product	$I_C=5\text{mA}; V_{CE}=10\text{V}; f=500\text{MHz}$	1.5	2.1		GHz
C_{OB}	Output Capacitance	$I_E=0; V_{CB}=10\text{V}; f=1\text{MHz}$		1.1	1.4	pF
$r_{bb'} \cdot C_C$	Base Time Constant	$I_C=5\text{mA}; V_{CB}=10\text{V}; f=30\text{MHz}$		4.3	10	ps

isc Silicon NPN RF Transistor

2SC4252



isc Silicon NPN RF Transistor

2SC4252

