

Silicon NPN Power Transistors

2SC4923

DESCRIPTION

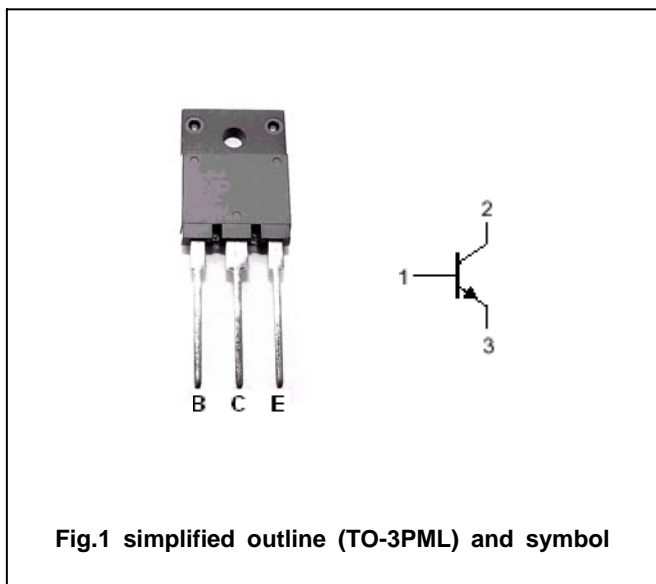
- With TO-3PML package
- High speed
- High reliability
- High breakdown voltage

APPLICATIONS

- High-definition CRT display horizontal deflection output applications

PINNING

PIN	DESCRIPTION
1	Base
2	Collector
3	Emitter



Absolute maximum ratings(Ta=°C)

SYMBOL	PARAMETER	CONDITIONS	VALUE	UNIT
V <sub>CBO</sub>	Collector-base voltage	Open emitter	1500	V
V <sub>CEO</sub>	Collector-emitter voltage	Open base	800	V
V <sub>EBO</sub>	Emitter-base voltage	Open collector	6	V
I <sub>C</sub>	Collector current		8	A
I <sub>CP</sub>	Collector current-peak		25	A
P <sub>C</sub>	Collector power dissipation		3	W
		T <sub>C</sub> =25°C	70	
T <sub>j</sub>	Junction temperature		150	°C
T <sub>stg</sub>	Storage temperature		-55~150	°C

## Silicon NPN Power Transistors

## 2SC4923

## CHARACTERISTICS

T<sub>j</sub>=25°C unless otherwise specified

SYMBOL	PARAMETER	CONDITIONS	MIN	TYP.	MAX	UNIT
V <sub>CEQ(SUS)</sub>	Collector-emitter sustaining voltage	I <sub>C</sub> =100mA ; I <sub>B</sub> =0	800			V
I <sub>CBO</sub>	Collector cut-off current	V <sub>CE</sub> =800V; I <sub>E</sub> =0			10	μ A
I <sub>CES</sub>	Collector cut-off current	V <sub>EB</sub> =1500V; R <sub>BE</sub> =0			1.0	mA
I <sub>EBO</sub>	Emitter cut-off current	V <sub>CE</sub> =4V; I <sub>C</sub> =0			1.0	mA
h <sub>FE-1</sub>	DC current gain	I <sub>C</sub> =1A ; V <sub>CE</sub> =5V	8			
h <sub>FE-2</sub>	DC current gain	I <sub>C</sub> =6A ; V <sub>CE</sub> =5V	4		8	
V <sub>CE(sat)</sub>	Collector-emitter saturation voltage	I <sub>C</sub> =6A ; I <sub>B</sub> =1.5A			5	V
V <sub>BE(sat)</sub>	Base-emitter saturation voltage	I <sub>C</sub> =6A ; I <sub>B</sub> =1.5A			1.5	V
t <sub>stg</sub>	Storage time	I <sub>C</sub> =6A; I <sub>B1</sub> =1.2A; I <sub>B2</sub> =-2.4A			3	μ s
t <sub>f</sub>	Fall time	I <sub>C</sub> =6A; I <sub>B1</sub> =1.2A; I <sub>B2</sub> =-2.4A		0.1	0.2	μ s

Silicon NPN Power Transistors

2SC4923

PACKAGE OUTLINE

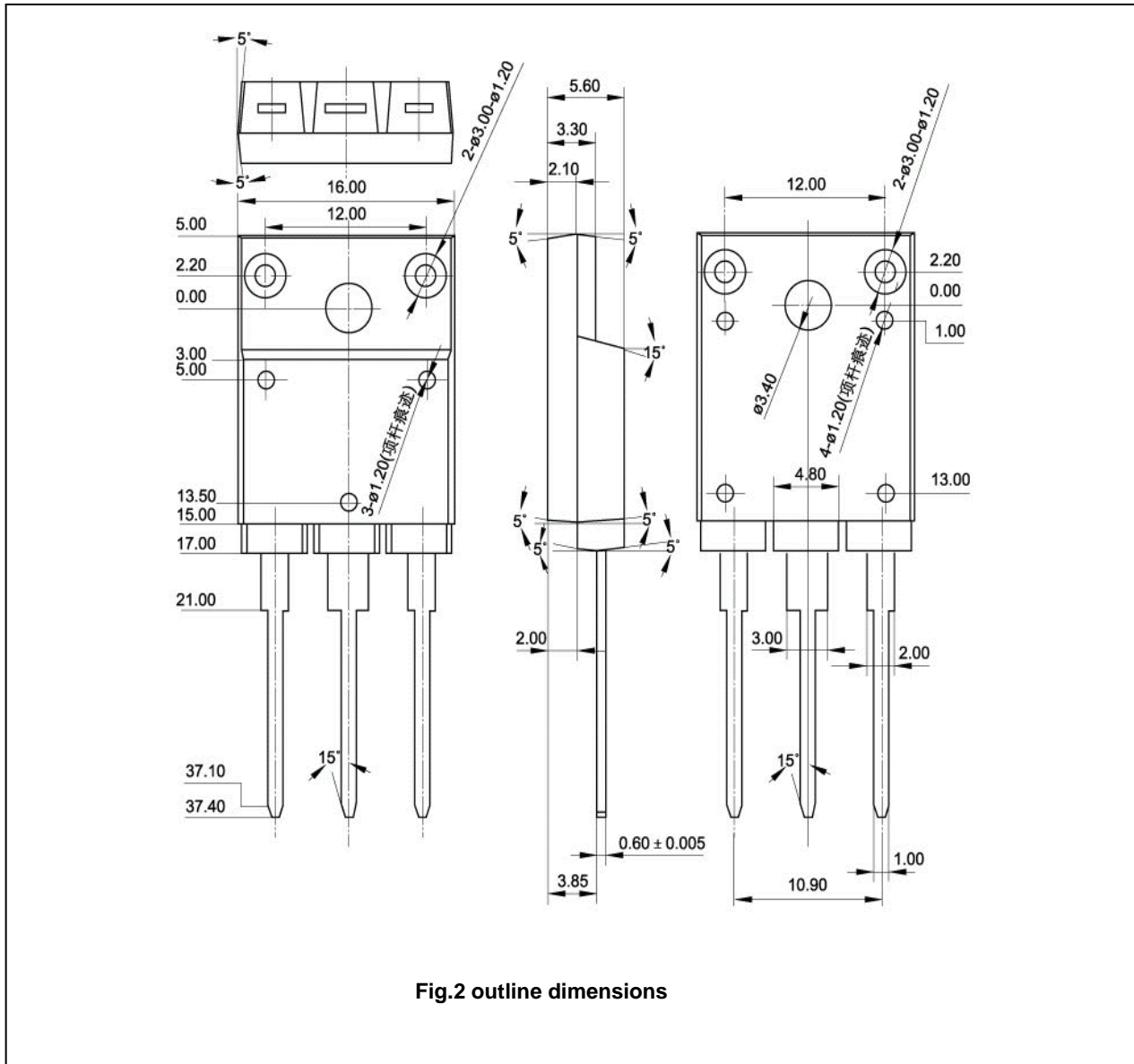


Fig.2 outline dimensions

Silicon NPN Power Transistors

2SC4923

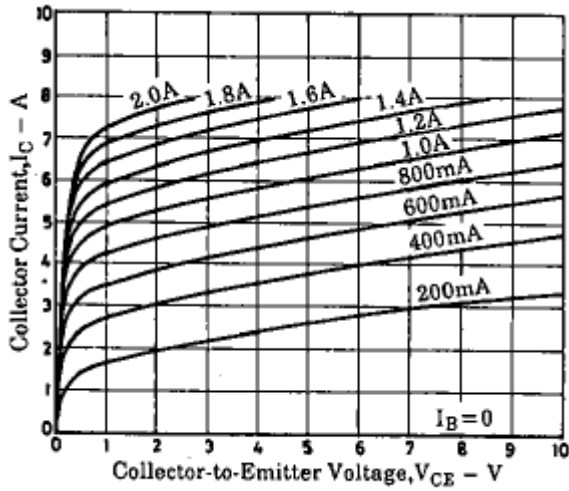


Fig.3 Static Characteristic

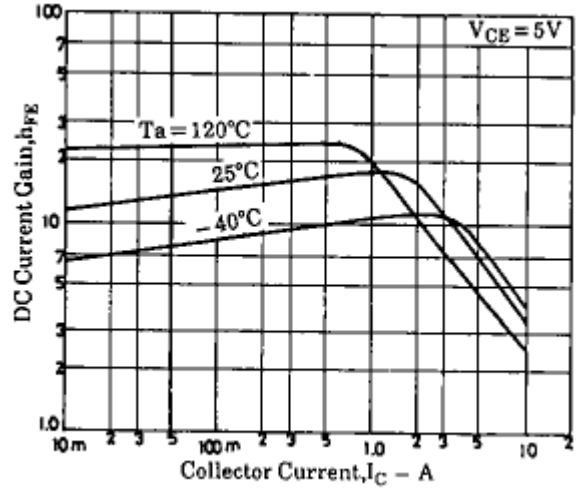


Fig.4 DC current Gain

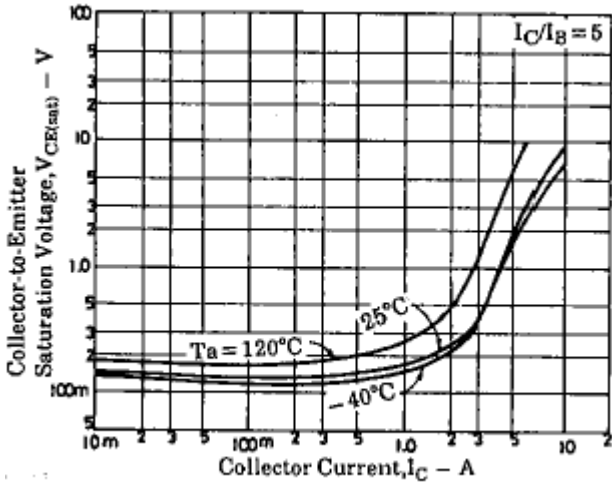


Fig.5 Collector-Emmitter Saturation Voltage

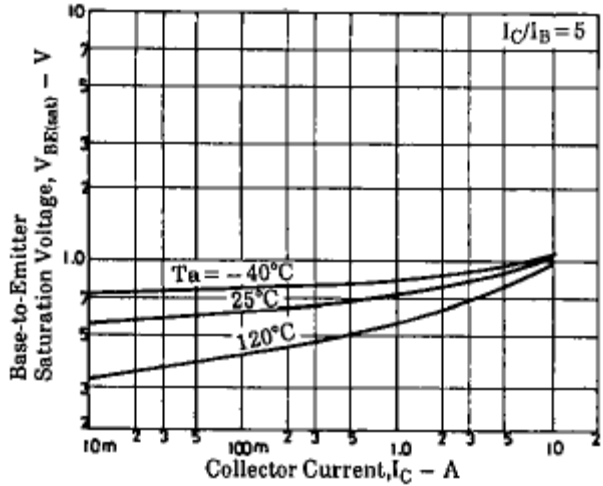


Fig.6 Base-Emmitter Saturation Voltage

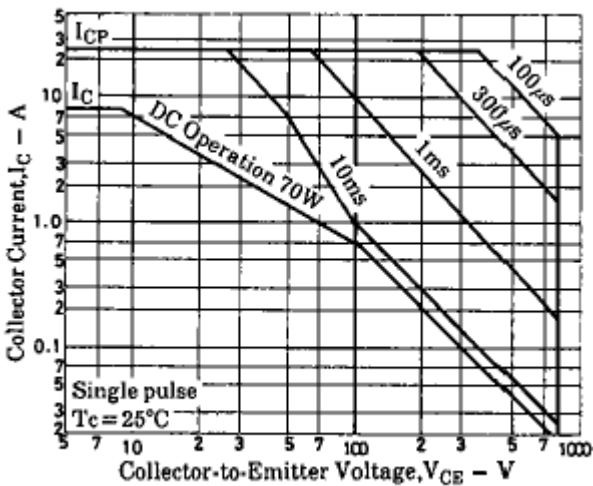


Fig.7 Safe Operating Area